

For Research Use Only

CACNG1 Polyclonal antibody, PBS Only

Catalog Number: 18389-1-PBS



Basic Information

Catalog Number:

18389-1-PBS

Size:

100ug, Concentration: 1 mg/ml by Nanodrop;

Source:

Rabbit

Isotype:

IgG

Immunogen Catalog Number:

AG12918

GenBank Accession Number:

BC069493

GeneID (NCBI):

786

UNIPROT ID:

Q06432

Full Name:

calcium channel, voltage-dependent, gamma subunit 1

Calculated MW:

222 aa, 25 kDa

Purification Method:

Antigen affinity purification

Applications

Tested Applications:

IHC, IF/ICC, Indirect ELISA

Species Specificity:

human, mouse, rat

Storage

Storage:

Store at -80°C.

Storage Buffer:

PBS only, pH7.3

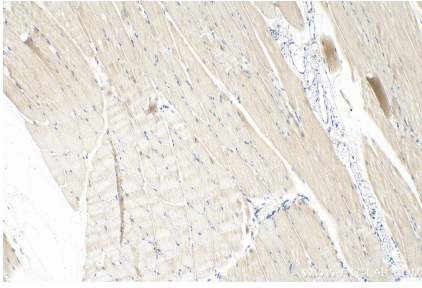
For technical support and original validation data for this product please contact:

T: 1 (888) 4PTGLAB (1-888-478-4522) (toll free in USA), or 1(312) 455-8498 (outside USA)

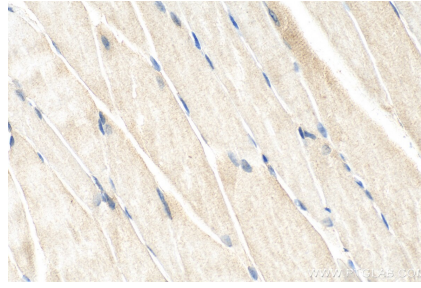
E: proteintech@ptglab.com
W: ptglab.com

This product is exclusively available under Proteintech Group brand and is not available to purchase from any other manufacturer.

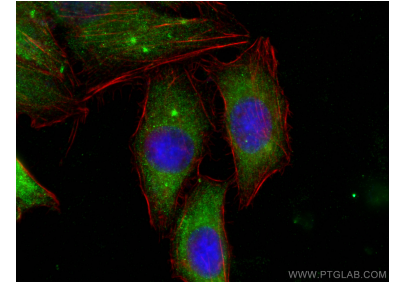
Selected Validation Data



Immunohistochemical analysis of paraffin-embedded mouse skeletal muscle tissue slide using 18389-1-AP (CACNG1 antibody) at dilution of 1:200 (under 10x lens). Heat mediated antigen retrieval with Tris-EDTA buffer (pH 9.0). This data was developed using the same antibody clone with 18389-1-PBS in a different storage buffer formulation.



Immunohistochemical analysis of paraffin-embedded mouse skeletal muscle tissue slide using 18389-1-AP (CACNG1 antibody) at dilution of 1:200 (under 40x lens). Heat mediated antigen retrieval with Tris-EDTA buffer (pH 9.0). This data was developed using the same antibody clone with 18389-1-PBS in a different storage buffer formulation.



Immunofluorescent analysis of (-20°C Ethanol) fixed HepG2 cells using CACNG1 antibody (18389-1-AP) at dilution of 1:400 and CoraLite@488-Conjugated AffiniPure Goat Anti-Rabbit IgG(H+L), CL594-Phalloidin (red). This data was developed using the same antibody clone with 18389-1-PBS in a different storage buffer formulation.