

For Research Use Only

# CD117/c-Kit Polyclonal antibody

Catalog Number: 18696-1-AP

33 Publications



## Basic Information

### Catalog Number:

18696-1-AP

### Size:

150ul, Concentration: 550 ug/ml by Nanodrop;

### Source:

Rabbit

### Isotype:

IgG

### GenBank Accession Number:

BC071593

### GeneID (NCBI):

3815

### UNIPROT ID:

P10721

### Full Name:

v-kit Hardy-Zuckerman 4 feline sarcoma viral oncogene homolog

### Calculated MW:

110 kDa

### Observed MW:

140-160 kDa

### Purification Method:

Antigen affinity purification

### Recommended Dilutions:

WB: 1:1000-1:4000

IHC: 1:50-1:500

IF/ICC: 1:50-1:500

## Applications

### Tested Applications:

WB, IHC, IF/ICC, ELISA

### Cited Applications:

WB, IHC, IF

### Species Specificity:

human

### Cited Species:

human, mouse, rat, sheep, goat

### Positive Controls:

WB: Mo7e cells,

IHC: stromal tumor tissue, human placenta tissue, human testis tissue, Insulinoma tissue

IF/ICC: MCF-7 cells,

**Note-IHC: suggested antigen retrieval with TE buffer pH 9.0; (\*) Alternatively, antigen retrieval may be performed with citrate buffer pH 6.0**

## Background Information

CD117, also known as c-Kit and SCFR, is a transmembrane protein with tyrosine kinase activity encoded by the oncogene c-kit (PMID: 2448137). It is a member of the type III receptor tyrosine kinase family, which also includes CSF-1R, PDGFR $\beta$ , PDGFR $\alpha$ , and FLT3 (PMID: 29518044). CD117 is expressed on hematopoietic stem cells and progenitor cells, mast cells, and is also found in a wide range of non-haemopoietic cell types (including melanocytes, germ cells, astrocytes, renal tubules, breast glandular epithelial cells, sweat glands, and interstitial cells of Cajal) (PMID: 10582338; 23073628). CD117 plays an important role in early hemopoiesis. It is also involved in pigmentation, fertility, gut movement, and some aspects of the nervous system (PMID: 23073628).

## Notable Publications

Author	Pubmed ID	Journal	Application
Yuelong Jiang	36355485	Pharmaceuticals (Basel)	WB
Xiu-Bo Sang	27748937	Oncol Rep	
Wenbo Liu	36355419	eLife	

## Storage

### Storage:

Store at -20°C. Stable for one year after shipment.

### Storage Buffer:

PBS with 0.02% sodium azide and 50% glycerol, pH7.3

Aliquoting is unnecessary for -20°C storage

\*\*\* 20ul sizes contain 0.1% BSA


For technical support and original validation data for this product please contact:

T: 1 (888) 4PTGLAB (1-888-478-4522) (toll free in USA), or 1(312) 455-8498 (outside USA)


E: proteintech@ptglab.com  
W: ptglab.com

This product is exclusively available under Proteintech Group brand and is not available to purchase from any other manufacturer.

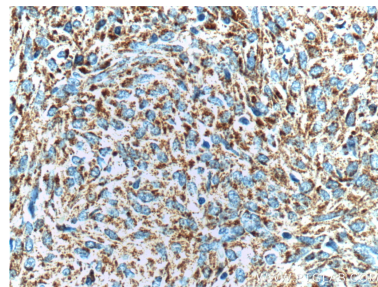
## Selected Validation Data



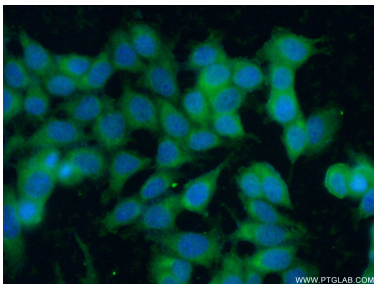
Mo7e cells were subjected to SDS PAGE followed by western blot with 18696-1-AP (CD117/c-kit antibody) at dilution of 1:2000 incubated at room temperature for 1.5 hours.



Immunohistochemical analysis of paraffin-embedded stromal tumor tissue slide using 18696-1-AP (CD117/c-kit antibody at dilution of 1:200 (under 10x lens).



Immunohistochemical analysis of paraffin-embedded stromal tumor tissue slide using 18696-1-AP (CD117/c-kit antibody at dilution of 1:200 (under 40x lens).



Immunofluorescent analysis of (-20°C Ethanol) fixed MCF-7 cells using 18696-1-AP (CD117/c-kit antibody) at dilution of 1:50 and Alexa Fluor 488-conjugated AffiniPure Goat Anti-Rabbit IgG(H+L).