

For Research Use Only

# REXO4 Polyclonal antibody

Catalog Number: 18890-1-AP

Featured Product

3 Publications



## Basic Information

### Catalog Number:

18890-1-AP

### Size:

150ul, Concentration: 387 ug/ml by Bradford method using BSA as the standard;

### Source:

Rabbit

### Isotype:

IgG

### Immunogen Catalog Number:

AG13473

### GenBank Accession Number:

BC009274

### GeneID (NCBI):

57109

### UNIPROT ID:

Q9GZR2

### Full Name:

REX4, RNA exonuclease 4 homolog (S. cerevisiae)

### Calculated MW:

422 aa, 47 kDa

### Observed MW:

47-50 kDa

### Purification Method:

Antigen affinity purification

### Recommended Dilutions:

WB 1:1000-1:4000

IHC 1:20-1:200

IF/ICC 1:400-1:1600

## Applications

### Tested Applications:

WB, IHC, IF/ICC, ELISA

### Cited Applications:

WB, IHC, IF

### Species Specificity:

human, mouse, rat

### Cited Species:

human

**Note-IHC: suggested antigen retrieval with TE buffer pH 9.0; (\*) Alternatively, antigen retrieval may be performed with citrate buffer pH 6.0**

### Positive Controls:

WB : HeLa cells, HepG2 cells, Jurkat cells

IHC : human testis tissue,

IF/ICC : HeLa cells,

## Notable Publications

Author	Pubmed ID	Journal	Application
Yun Ruan	35070432	J Gastrointest Oncol	WB,IHC
Kevin M Clutario	39829749	bioRxiv	WB,IF
Shuqiang Chen	37913903	J Adv Res	WB

## Storage

### Storage:

Store at -20°C. Stable for one year after shipment.

### Storage Buffer:

PBS with 0.02% sodium azide and 50% glycerol pH 7.3.

Aliquoting is unnecessary for -20°C storage

\*\*\* 20ul sizes contain 0.1% BSA

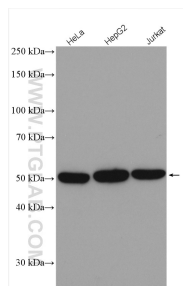
For technical support and original validation data for this product please contact:

T: 1 (888) 4PTGLAB (1-888-478-4522) (toll free in USA), or 1(312) 455-8498 (outside USA)

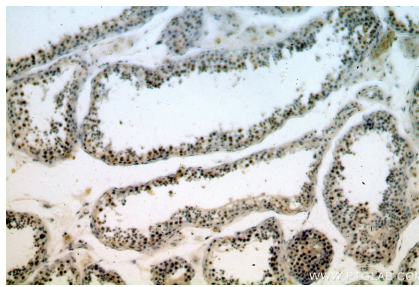
E: [proteintech@ptglab.com](mailto:proteintech@ptglab.com)  
W: [ptglab.com](http://ptglab.com)

This product is exclusively available under Proteintech Group brand and is not available to purchase from any other manufacturer.

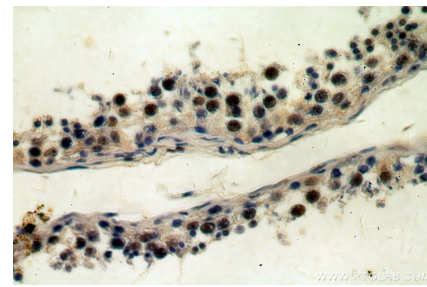
## Selected Validation Data



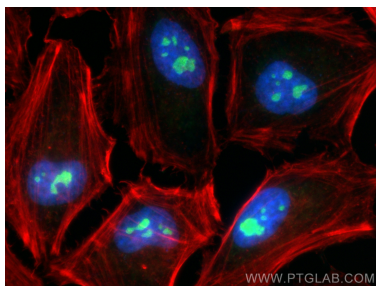
Various lysates were subjected to SDS PAGE followed by western blot with 18890-1-AP (REXO4 antibody) at dilution of 1:2000 incubated at room temperature for 1.5 hours.



Immunohistochemical analysis of paraffin-embedded human testis using 18890-1-AP (REXO4 antibody) at dilution of 1:100 (under 10x lens).



Immunohistochemical analysis of paraffin-embedded human testis using 18890-1-AP (REXO4 antibody) at dilution of 1:100 (under 40x lens).



Immunofluorescent analysis of (4% PFA) fixed HeLa cells using REXO4 antibody (18890-1-AP) at dilution of 1:800 and Multi-rAb CoraLite® Plus 488-Goat Anti-Rabbit Recombinant Secondary Antibody (H+L) (RGAR002), CLS94-phalloidin (red).