

For Research Use Only

NEURL Polyclonal antibody, PBS Only

Catalog Number: 18898-1-PBS

Featured Product



Basic Information

Catalog Number:

18898-1-PBS

Size:

100ug, Concentration: 1 mg/ml by Nanodrop;

Source:

Rabbit

Isotype:

IgG

Immunogen Catalog Number:

AG13531

GenBank Accession Number:

BC026336

GeneID (NCBI):

9148

UNIPROT ID:

O76050

Full Name:

neuralized homolog (Drosophila)

Calculated MW:

59 kDa

Observed MW:

60-62 kDa

Purification Method:

Antigen affinity purification

Applications

Tested Applications:

WB, IHC, IF/ICC, IP, Indirect ELISA

Species Specificity:

human, mouse, rat

Background Information

NEURL (Neuralized-like protein 1A) is also named as NEURL1, NEURL1A, RNF67. Neurl1 is a RING-dependent E3 ubiquitin ligase that can regulate Notch signaling in mammals and its expression promotes lysosomal degradation of Jagged1 in cells and blocks signaling from Jagged1-expressing cells to neighboring Notch-expressing cells. Neurl-dependent turnover of Jagged1 and inhibition of Notch signaling depends upon N-terminal myristoylation and plasma membrane localization of Neurl1 (PMID:18077452). This antibody is specific to NEURL.

Storage

Storage:

Store at -80°C.

Storage Buffer:

PBS Only

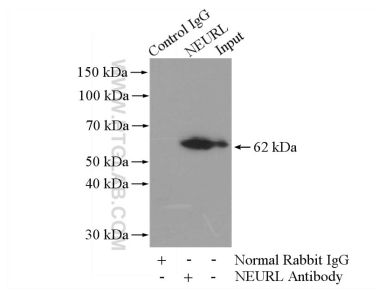
For technical support and original validation data for this product please contact:

T: 1 (888) 4PTGLAB (1-888-478-4522) (toll free in USA), or 1(312) 455-8498 (outside USA)

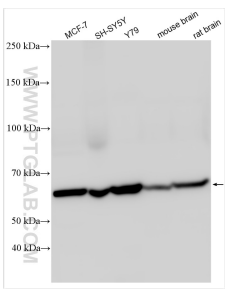
E: proteintech@ptglab.com
W: ptglab.com

This product is exclusively available under Proteintech Group brand and is not available to purchase from any other manufacturer.

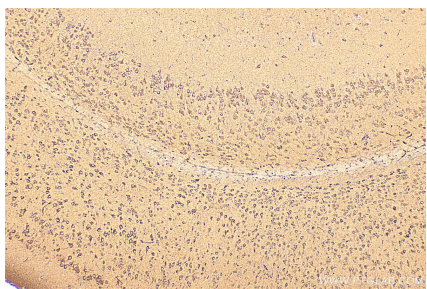
Selected Validation Data



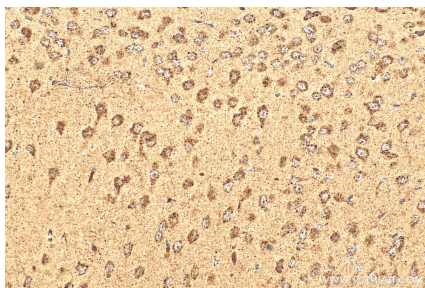
IP result of anti-NEURL (IP:18898-1-AP, 4ug; Detection:18898-1-AP 1:600) with mouse brain tissue lysate 2560ug. This data was developed using the same antibody clone with 18898-1-PBS in a different storage buffer formulation.



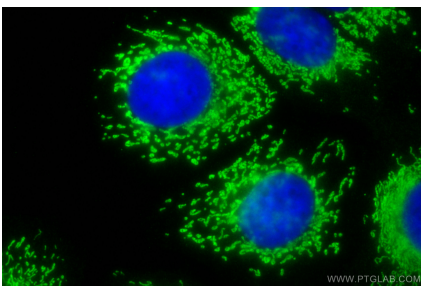
Various lysates were subjected to SDS PAGE followed by western blot with 18898-1-AP (NEURL antibody) at dilution of 1:5000 incubated at room temperature for 1.5 hours. This data was developed using the same antibody clone with 18898-1-PBS in a different storage buffer formulation.



Immunohistochemical analysis of paraffin-embedded mouse brain tissue slide using 18898-1-AP (NEURL antibody) at dilution of 1:200 (under 10x lens). Heat mediated antigen retrieval with Tris-EDTA buffer (pH 9.0). This data was developed using the same antibody clone with 18898-1-PBS in a different storage buffer formulation.



Immunohistochemical analysis of paraffin-embedded mouse brain tissue slide using 18898-1-AP (NEURL antibody) at dilution of 1:200 (under 40x lens). Heat mediated antigen retrieval with Tris-EDTA buffer (pH 9.0). This data was developed using the same antibody clone with 18898-1-PBS in a different storage buffer formulation.



Immunofluorescent analysis of (-20°C Methanol) fixed MCF-7 cells using NEURL antibody (18898-1-AP) at dilution of 1:400 and CoraLite® 488-Conjugated AffiniPure Goat Anti-Rabbit IgG(H+L). This data was developed using the same antibody clone with 18898-1-PBS in a different storage buffer formulation.