

For Research Use Only

SPZ1 Polyclonal antibody

Catalog Number: 18931-1-AP



Basic Information

Catalog Number: 18931-1-AP	GenBank Accession Number: BC033798	Purification Method: Antigen affinity purification
Size: 150ul , Concentration: 500 ug/ml by Nanodrop and 207 ug/ml by Bradford method using BSA as the standard;	GeneID (NCBI): 84654	Recommended Dilutions: WB 1:500-1:2000 IHC 1:20-1:200 IF/ICC 1:50-1:500
Source: Rabbit	UNIPROT ID: Q9BXG8	
Isotype: IgG	Full Name: spermatogenic leucine zipper 1	
Immunogen Catalog Number: AG6995	Calculated MW: 430 aa, 49 kDa	
	Observed MW: 49-55 kDa	

Applications

Tested Applications:
WB, IHC, IF/ICC, ELISA

Species Specificity:
human

Note-IHC: suggested antigen retrieval with **TE buffer pH 9.0; (*) Alternatively, antigen retrieval may be performed with citrate buffer pH 6.0**

Positive Controls:

WB : PC-3 cells, DU 145 cells, human testis tissue

IHC : human testis tissue, human brain tissue, human kidney tissue, human lung tissue, human ovary tissue, human skin tissue, human spleen tissue

IF/ICC : PC-3 cells,

Storage

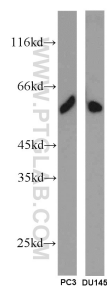
Storage:
Store at -20°C. Stable for one year after shipment.
Storage Buffer:
PBS with 0.02% sodium azide and 50% glycerol pH 7.3.
Aliquoting is unnecessary for -20°C storage

*** 20ul sizes contain 0.1% BSA

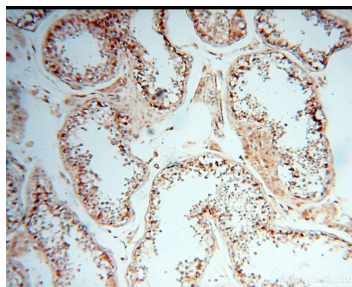
For technical support and original validation data for this product please contact:
T: 1 (888) 4PTGLAB (1-888-478-4522) (toll free in USA), or 1(312) 455-8498 (outside USA)
E: proteintech@ptglab.com
W: ptglab.com

This product is exclusively available under Proteintech Group brand and is not available to purchase from any other manufacturer.

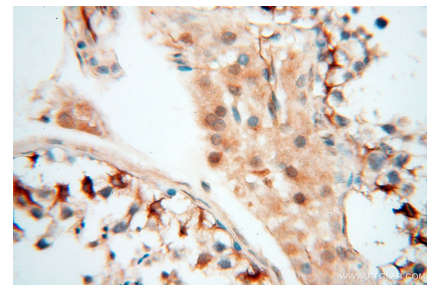
Selected Validation Data



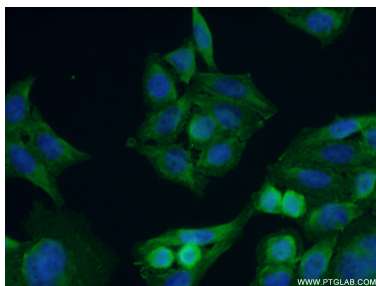
PC-3 cells were subjected to SDS PAGE followed by western blot with 18931-1-AP (SPZ1 antibody) at dilution of 1:1000 incubated at room temperature for 1.5 hours.



Immunohistochemical analysis of paraffin-embedded human testis using 18931-1-AP (SPZ1 antibody) at dilution of 1:100 (under 10x lens).



Immunohistochemical analysis of paraffin-embedded human testis using 18931-1-AP (SPZ1 antibody) at dilution of 1:100 (under 40x lens).



Immunofluorescent analysis of (10% Formaldehyde) fixed PC-3 cells using 18931-1-AP (SPZ1 antibody) at dilution of 1:50 and Alexa Fluor 488-conjugated AffiniPure Goat Anti-Rabbit IgG(H+L).