

Nidogen 2 Polyclonal antibody

Catalog Number: 19076-1-AP

Basic Information

Catalog Number:

19076-1-AP

Size:

150ul , Concentration: 350 µg/ml by Nanodrop and 193 µg/ml by Bradford method using BSA as the standard;

Source:

Rabbit

Isotype:

IgG

Immunogen Catalog Number:

AG4643

GenBank Accession Number:

BC035608

GeneID (NCBI):

22795

UNIPROT ID:

Q14112

Full Name:

nidogen 2 (osteonidogen)

Calculated MW:

1375 aa, 151 kDa

Observed MW:

200 kDa

Purification Method:

Antigen affinity purification

Recommended Dilutions:

WB 1:1000-1:4000

IHC 1:20-1:200

Applications

Tested Applications:

WB, IHC, ELISA

Species Specificity:

human, mouse, rat

Note-IHC: suggested antigen retrieval with TE buffer pH 9.0; (*) Alternatively, antigen retrieval may be performed with citrate buffer pH 6.0

Positive Controls:

WB : human placenta tissue, mouse heart tissue

IHC : human placenta tissue,

Storage

Storage:

Store at -20°C. Stable for one year after shipment.

Storage Buffer:

PBS with 0.02% sodium azide and 50% glycerol pH 7.3.

Aliquoting is unnecessary for -20°C storage

*** 20ul sizes contain 0.1% BSA

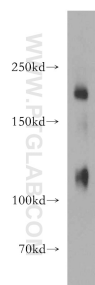
For technical support and original validation data for this product please contact:

T: 1 (888) 4PTGLAB (1-888-478-4522) (toll free in USA), or 1(312) 455-8498 (outside USA)

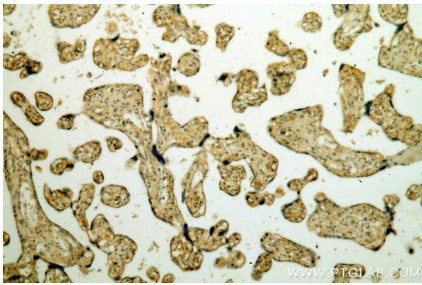
E: proteintech@ptglab.com
W: ptglab.com

This product is exclusively available under Proteintech Group brand and is not available to purchase from any other manufacturer.

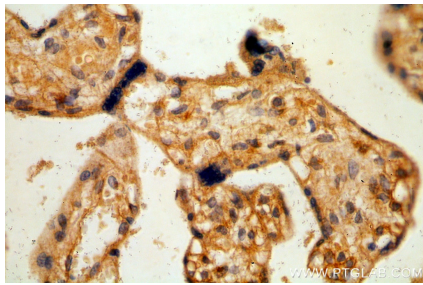
Selected Validation Data



human placenta tissue were subjected to SDS PAGE followed by western blot with 19076-1-AP (Nidogen 2 antibody) at dilution of 1:2000 incubated at room temperature for 1.5 hours.



Immunohistochemical analysis of paraffin-embedded human placenta using 19076-1-AP (Nidogen 2 antibody) at dilution of 1:100 (under 10x lens).



Immunohistochemical analysis of paraffin-embedded human placenta using 19076-1-AP (Nidogen 2 antibody) at dilution of 1:100 (under 40x lens).