

For Research Use Only

TRAPPC9/NIBP Polyclonal antibody

Catalog Number: 19549-1-AP



Basic Information

Catalog Number: 19549-1-AP	GenBank Accession Number: NM_031466	Purification Method: Antigen affinity purification
Size: 150ul , Concentration: 173 µg/ml by Bradford method using BSA as the standard;	GeneID (NCBI): 83696	Recommended Dilutions: WB 1:500-1:3000 IHC 1:20-1:200
Source: Rabbit	Full Name: trafficking protein particle complex 9	
Isotype: IgG	Calculated MW: 139 kDa	
	Observed MW: 56 kDa	

Applications

Tested Applications:

IHC, WB, ELISA

Species Specificity:

human, mouse, rat

Note-IHC: suggested antigen retrieval with TE buffer pH 9.0; (*) Alternatively, antigen retrieval may be performed with citrate buffer pH 6.0

Positive Controls:

WB : SH-SY5Y cells, human brain tissue, mouse kidney tissue

IHC : human heart tissue, human kidney tissue

Background Information

TRAPPC9, also named NIK- and IKK β -binding protein (NIBP), is involved in the NF- κ B signaling pathway and directly interacts with IKK- β and MAP3K14. TRAPPC9 functions as an activator of NF- κ B via increased phosphorylation of the IKK complex. TRAPPC9 may also function in neuronal cells differentiation and defects in TRAPPC9 are the cause of mental retardation autosomal recessive type 13 (MRT13), which is characterized by significantly below average general intellectual functioning associated with impairments in adaptive behavior. TRAPPC9 is a component of the multisubunit TRAPP (transport protein particle) complex and it may play a role in vesicular transport from endoplasmic reticulum to Golgi.

Storage

Storage:

Store at -20°C. Stable for one year after shipment.

Storage Buffer:

PBS with 0.02% sodium azide and 50% glycerol pH 7.3.

Aliquoting is unnecessary for -20°C storage

*** 20ul sizes contain 0.1% BSA


For technical support and original validation data for this product please contact:

T: 1 (888) 4PTGLAB (1-888-478-4522) (toll free in USA), or 1(312) 455-8498 (outside USA)

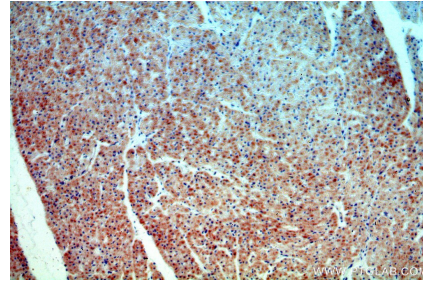
E: proteintech@ptglab.com
W: ptglab.com

This product is exclusively available under Proteintech Group brand and is not available to purchase from any other manufacturer.

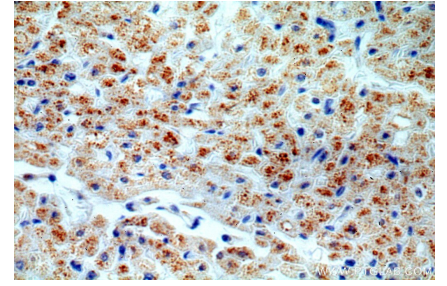
Selected Validation Data



SH-SY5Y cells were subjected to SDS PAGE followed by western blot with 19549-1-AP (TRAPPC9/NIBP antibody) at dilution of 1:300 incubated at room temperature for 1.5 hours.



Immunohistochemical analysis of paraffin-embedded human heart using 19549-1-AP (TRAPPC9/NIBP antibody) at dilution of 1:100 (under 10x lens).



Immunohistochemical analysis of paraffin-embedded human heart using 19549-1-AP (TRAPPC9/NIBP antibody) at dilution of 1:100 (under 40x lens).