

For Research Use Only

ZSCAN5A Polyclonal antibody

Catalog Number: 19926-1-AP



Basic Information

Catalog Number: 19926-1-AP	GenBank Accession Number: BC002636	Purification Method: Antigen affinity purification
Size: 150ul , Concentration: 550 µg/ml by Nanodrop;	GeneID (NCBI): 79149	Recommended Dilutions: WB 1:500-1:2000 IHC 1:50-1:500
Source: Rabbit	Full Name: zinc finger and SCAN domain containing 5A	
Isotype: IgG	Calculated MW: 496 aa, 56 kDa	
Immunogen Catalog Number: AG13898		

Applications

Tested Applications: IHC, WB, ELISA	Positive Controls: WB : HeLa cells, Jurkat cells
Species Specificity: human	IHC : human testis tissue,

Note-IHC: suggested antigen retrieval with TE buffer pH 9.0; (*) Alternatively, antigen retrieval may be performed with citrate buffer pH 6.0

Background Information

Zinc finger and SCAN domain-containing protein 5A (ZSCAN5A), also known as ZNF495 or ZSCAN5, belongs to the ZSCAN family of transcription factors. ZSCAN transcription factors contain two major domains, the zinc finger domain and the SCAN box. ZSCAN5A has two isoforms and is predicted to be located in the nucleus, it is also predicted to be involved in the regulation of transcription by RNA polymerase II and may be involved in angiogenesis, cell apoptosis, differentiation, migration and invasion, proliferation (PMID: 31218096).

Storage

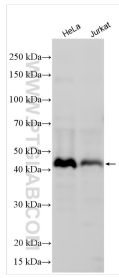
Storage:
Store at -20°C. Stable for one year after shipment.
Storage Buffer:
PBS with 0.02% sodium azide and 50% glycerol pH 7.3.
Aliquoting is unnecessary for -20°C storage

*** 20ul sizes contain 0.1% BSA

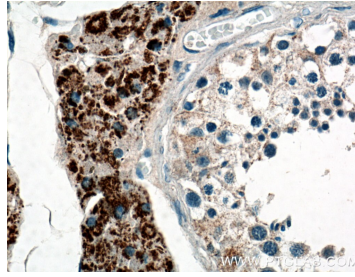
For technical support and original validation data for this product please contact:
T: 1 (888) 4PTGLAB (1-888-478-4522) (toll free in USA), or 1(312) 455-8498 (outside USA)
E: proteintech@ptglab.com
W: ptglab.com

This product is exclusively available under Proteintech Group brand and is not available to purchase from any other manufacturer.

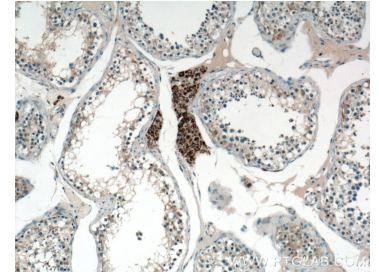
Selected Validation Data



Various lysates were subjected to SDS PAGE followed by western blot with 19926-1-AP (ZSCAN5A antibody) at dilution of 1:1000 incubated at room temperature for 1.5 hours.



Immunohistochemical analysis of paraffin-embedded human testis tissue slide using 19926-1-AP (ZSCAN5A antibody) at dilution of 1:200 (under 40x lens).



Immunohistochemical analysis of paraffin-embedded human testis tissue slide using 19926-1-AP (ZSCAN5A antibody) at dilution of 1:200 (under 10x lens).