

For Research Use Only

# SOX8 Polyclonal antibody

Catalog Number: 20627-1-AP **4 Publications**



## Basic Information

<b>Catalog Number:</b> 20627-1-AP	<b>GenBank Accession Number:</b> BC031797	<b>Purification Method:</b> Antigen affinity purification
<b>Size:</b> 150ul , Concentration: 1200 µg/ml by Nanodrop;	<b>GeneID (NCBI):</b> 30812	<b>Recommended Dilutions:</b> WB 1:1000-1:5000 IHC 1:20-1:200 IF 1:50-1:500
<b>Source:</b> Rabbit	<b>Full Name:</b> SRY (sex determining region Y)-box 8	
<b>Isotype:</b> IgG	<b>Calculated MW:</b> 446 aa, 47 kDa	
<b>Immunogen Catalog Number:</b> AG14556	<b>Observed MW:</b> 47-55 kDa	

## Applications

<b>Tested Applications:</b> IF, IHC, WB, ELISA	<b>Positive Controls:</b>
<b>Cited Applications:</b> IF, IHC, WB	<b>WB :</b> mouse brain tissue, COLO 320 cells, rat brain tissue
<b>Species Specificity:</b> human, mouse, rat	<b>IHC :</b> human brain tissue,
<b>Cited Species:</b> human, mouse	<b>IF :</b> HeLa cells,
<b>Note-IHC: suggested antigen retrieval with TE buffer pH 9.0; (*) Alternatively, antigen retrieval may be performed with citrate buffer pH 6.0</b>	

## Background Information

### Notable Publications

Author	Pubmed ID	Journal	Application
Wenyan Tian	33190587	Cancer Biol Ther	IHC
Daniel A Michelson	35714609	Cell	IF
Hailin Tang	30810729	Carcinogenesis	WB,IHC

## Storage

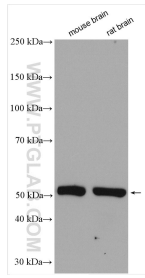
**Storage:**  
Store at -20°C. Stable for one year after shipment.  
**Storage Buffer:**  
PBS with 0.02% sodium azide and 50% glycerol pH 7.3.  
Aliquoting is unnecessary for -20°C storage

\*\*\* 20ul sizes contain 0.1% BSA

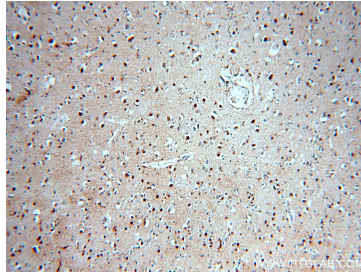
For technical support and original validation data for this product please contact:  
T: 1 (888) 4PTGLAB (1-888-478-4522) (toll free in USA), or 1(312) 455-8498 (outside USA)  
E: proteintech@ptglab.com  
W: ptglab.com

This product is exclusively available under Proteintech Group brand and is not available to purchase from any other manufacturer.

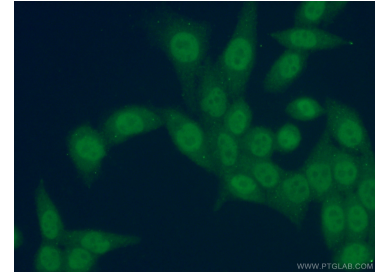
## Selected Validation Data



Various lysates were subjected to SDS PAGE followed by western blot with 20627-1-AP (SOX8 antibody) at dilution of 1:2500 incubated at room temperature for 1.5 hours.



Immunohistochemical analysis of paraffin-embedded human brain using 20627-1-AP (SOX8 antibody) at dilution of 1:50 (under 10x lens).



Immunofluorescent analysis of (4% PFA) fixed HeLa cells using 20627-1-AP (SOX8 antibody) at dilution of 1:50 and Alexa Fluor 488-conjugated AffiniPure Goat Anti-Rabbit IgG(H+L).