

For Research Use Only

SSH2 Polyclonal antibody

Catalog Number: 20674-1-AP **1 Publications**



Basic Information

Catalog Number: 20674-1-AP	GenBank Accession Number: NM_033389	Purification Method: Antigen affinity purification
Size: 150ul , Concentration: 600 µg/ml by Nanodrop and 320 µg/ml by Bradford method using BSA as the standard;	GeneID (NCBI): 85464	Recommended Dilutions: WB 1:500-1:2000 IHC 1:100-1:400
Source: Rabbit	Full Name: slingshot homolog 2 (Drosophila)	
Isotype: IgG	Calculated MW: 158 kDa	
	Observed MW: 45-51 kDa	

Applications

Tested Applications: IHC, WB, ELISA	Positive Controls:
Cited Applications: WB	WB : HeLa cells, Jurkat cells, K-562 cells, MG-63 cells
Species Specificity: human	IHC : human liver tissue,
Cited Species: human	
Note-IHC: suggested antigen retrieval with TE buffer pH 9.0; (*) Alternatively, antigen retrieval may be performed with citrate buffer pH 6.0	

Background Information

Notable Publications

Author	Pubmed ID	Journal	Application
S M Anisul Islam	30417717	Cell Adh Migr	WB

Storage

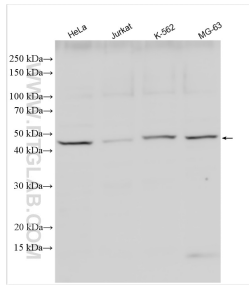
Storage:
Store at -20°C. Stable for one year after shipment.
Storage Buffer:
PBS with 0.02% sodium azide and 50% glycerol pH 7.3.
Aliquoting is unnecessary for -20°C storage

*** 20ul sizes contain 0.1% BSA

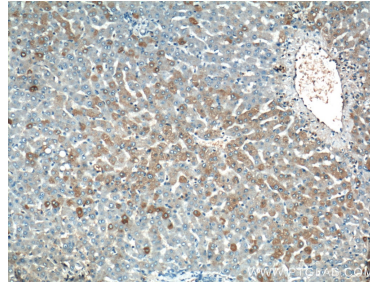
For technical support and original validation data for this product please contact:
T: 1 (888) 4PTGLAB (1-888-478-4522) (toll free in USA), or 1(312) 455-8498 (outside USA)
E: proteintech@ptglab.com
W: ptglab.com

This product is exclusively available under Proteintech Group brand and is not available to purchase from any other manufacturer.

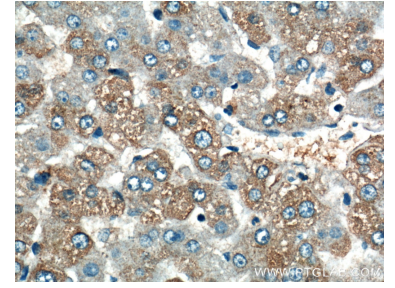
Selected Validation Data



Various lysates were subjected to SDS PAGE followed by western blot with 20674-1-AP (SSH2 antibody) at dilution of 1:1000 incubated at room temperature for 1.5 hours.



Immunohistochemical analysis of paraffin-embedded human liver tissue slide using 20674-1-AP (SSH2 Antibody) at dilution of 1:200 (under 10x lens).



Immunohistochemical analysis of paraffin-embedded human liver tissue slide using 20674-1-AP (SSH2 Antibody) at dilution of 1:200 (under 40x lens).