

For Research Use Only

# TRMT2B Polyclonal antibody

Catalog Number: 20767-1-AP



## Basic Information

**Catalog Number:**

20767-1-AP

**Size:**

150ul , Concentration: 350 ug/ml by Nanodrop and 287 ug/ml by Bradford method using BSA as the standard;

**Source:**

Rabbit

**Isotype:**

IgG

**Immunogen Catalog Number:**

AG14750

**GenBank Accession Number:**

BC007526

**GeneID (NCBI):**

79979

**UNIPROT ID:**

Q96GJ1

**Full Name:**

TRM2 tRNA methyltransferase 2 homolog B (S. cerevisiae)

**Calculated MW:**

504 aa, 56 kDa

**Observed MW:**

50-56 kDa

**Purification Method:**

Antigen affinity purification

**Recommended Dilutions:**

WB 1:500-1:1000

IHC 1:20-1:200

## Applications

**Tested Applications:**

WB, IHC, ELISA

**Species Specificity:**

human

**Note-IHC: suggested antigen retrieval with TE buffer pH 9.0; (\*) Alternatively, antigen retrieval may be performed with citrate buffer pH 6.0**

**Positive Controls:**

WB : HepG2 cells,

IHC : human liver cancer tissue, human colon tissue

## Storage

**Storage:**

Store at -20°C. Stable for one year after shipment.

**Storage Buffer:**

PBS with 0.02% sodium azide and 50% glycerol pH 7.3.

Aliquoting is unnecessary for -20°C storage

\*\*\* 20ul sizes contain 0.1% BSA

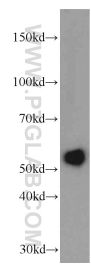
For technical support and original validation data for this product please contact:

T: 1 (888) 4PTGLAB (1-888-478-4522) (toll free in USA), or 1(312) 455-8498 (outside USA)

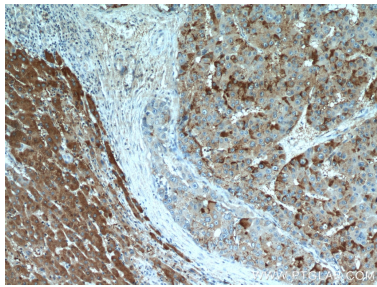
E: [proteintech@ptglab.com](mailto:proteintech@ptglab.com)  
W: [ptglab.com](http://ptglab.com)

This product is exclusively available under Proteintech Group brand and is not available to purchase from any other manufacturer.

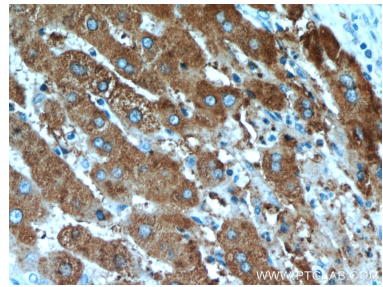
Selected Validation Data



HepG2 cells were subjected to SDS PAGE followed by western blot with 20767-1-AP (TRMT2B antibody) at dilution of 1:300 incubated at room temperature for 1.5 hours.



Immunohistochemical analysis of paraffin-embedded human liver cancer using 20767-1-AP (TRMT2B antibody) at dilution of 1:50 (under 10x lens).



Immunohistochemical analysis of paraffin-embedded human liver cancer using 20767-1-AP (TRMT2B antibody) at dilution of 1:50 (under 40x lens).