

For Research Use Only

GLIPR1L1 Polyclonal antibody, PBS Only

Catalog Number: 20828-1-PBS



Basic Information

Catalog Number: 20828-1-PBS	GenBank Accession Number: BC014603	Purification Method: Antigen affinity purification
Size: 100ug, Concentration: 1 mg/ml by Nanodrop;	GeneID (NCBI): 256710	
Source: Rabbit	UNIPROT ID: Q6UWM5	
Isotype: IgG	Full Name: GLI pathogenesis-related 1 like 1	
Immunogen Catalog Number: AG14852	Calculated MW: 242 aa, 27 kDa	
	Observed MW: 24 kDa	

Applications

Tested Applications:
WB, IHC, Indirect ELISA

Species Specificity:
human, mouse, rat

Storage

Storage:
Store at -80°C.

Storage Buffer:
PBS only, pH7.3


For technical support and original validation data for this product please contact:

T: 1 (888) 4PTGLAB (1-888-478-4522) (toll free in USA), or 1(312) 455-8498 (outside USA)

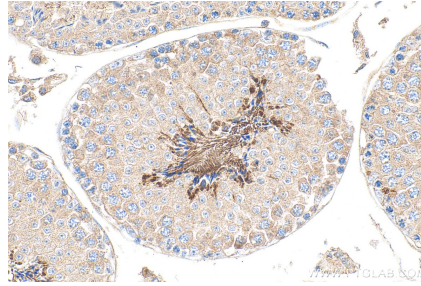
E: proteintech@ptglab.com
W: ptglab.com

This product is exclusively available under Proteintech Group brand and is not available to purchase from any other manufacturer.

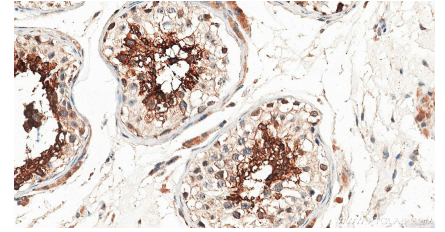
Selected Validation Data



human testis tissue were subjected to SDS PAGE followed by western blot with 20828-1-AP (GLIPR1L1 antibody) at dilution of 1:500 incubated at room temperature for 1.5 hours. This data was developed using the same antibody clone with 20828-1-PBS in a different storage buffer formulation.



Immunohistochemical analysis of paraffin-embedded mouse testis tissue slide using 20828-1-AP (GLIPR1L1 antibody) at dilution of 1:200 (under 40x lens). Heat mediated antigen retrieval with Tris-EDTA buffer (pH 9.0). This data was developed using the same antibody clone with 20828-1-PBS in a different storage buffer formulation.



Immunohistochemical analysis of paraffin-embedded human testis tissue slide using 20828-1-AP (GLIPR1L1 antibody) at dilution of 1:200 (under 40x lens). Heat mediated antigen retrieval with Tris-EDTA buffer (pH 9.0). This data was developed using the same antibody clone with 20828-1-PBS in a different storage buffer formulation.