

For Research Use Only

# HTR4 Polyclonal antibody

Catalog Number: 21165-1-AP **5 Publications**



## Basic Information

<b>Catalog Number:</b> 21165-1-AP	<b>GenBank Accession Number:</b> BC074755	<b>Purification Method:</b> Antigen affinity purification
<b>Size:</b> 150ul, Concentration: 600 µg/ml by Nanodrop;	<b>GeneID (NCBI):</b> 3360	<b>Recommended Dilutions:</b> IHC 1:50-1:500 IF 1:50-1:500
<b>Source:</b> Rabbit	<b>Full Name:</b> 5-hydroxytryptamine (serotonin) receptor 4	
<b>Isotype:</b> IgG	<b>Calculated MW:</b> 388 aa, 44 kDa	
<b>Immunogen Catalog Number:</b> AG15226		

## Applications

<b>Tested Applications:</b> IF, IHC, ELISA	<b>Positive Controls:</b> IHC : human prostate hyperplasia tissue, IF : HeLa cells,
<b>Cited Applications:</b> IHC, WB	
<b>Species Specificity:</b> human, mouse	
<b>Cited Species:</b> mouse	
<b>Note-IHC: suggested antigen retrieval with TE buffer pH 9.0; (*) Alternatively, antigen retrieval may be performed with citrate buffer pH 6.0</b>	

## Background Information

### Notable Publications

Author	Pubmed ID	Journal	Application
Wen-Kai Bi	32171529	Biochem Biophys Res Commun	WB
Tao Li	33663840	J Dairy Sci	IHC
Xinxiu Ren	29198923	Biomed Pharmacother	WB,IHC

## Storage

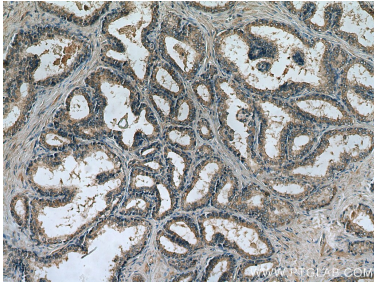
**Storage:**  
Store at -20°C. Stable for one year after shipment.  
**Storage Buffer:**  
PBS with 0.02% sodium azide and 50% glycerol pH 7.3.  
Aliquoting is unnecessary for -20°C storage

\*\*\* 20ul sizes contain 0.1% BSA

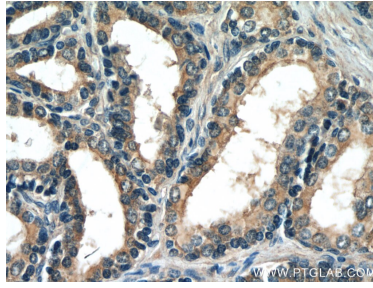
For technical support and original validation data for this product please contact:  
T: 1 (888) 4PTGLAB (1-888-478-4522) (toll free in USA), or 1(312) 455-8498 (outside USA)  
E: proteintech@ptglab.com  
W: ptglab.com

This product is exclusively available under Proteintech Group brand and is not available to purchase from any other manufacturer.

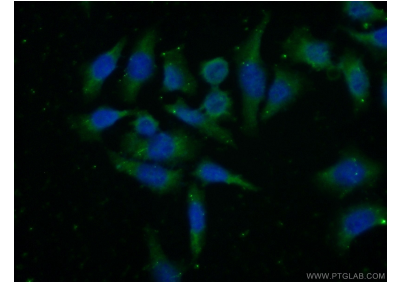
## Selected Validation Data



Immunohistochemical analysis of paraffin-embedded human prostate hyperplasia tissue slide using 21165-1-AP (HTR4 antibody) at dilution of 1:200 (under 10x lens).



Immunohistochemical analysis of paraffin-embedded human prostate hyperplasia tissue slide using 21165-1-AP (HTR4 antibody) at dilution of 1:200 (under 40x lens).



Immunofluorescent analysis of (-20°C Ethanol) fixed HeLa cells using 21165-1-AP (HTR4 antibody) at dilution of 1:100 and Alexa Fluor 488-conjugated AffiniPure Goat Anti-Rabbit IgG(H+L).