

For Research Use Only

TRPC4 Polyclonal antibody, PBS Only

Catalog Number: 21349-1-PBS



Basic Information

Catalog Number: 21349-1-PBS	GenBank Accession Number: BC104725	Purification Method: Antigen affinity purification
Size: 100ug, Concentration: 1 mg/ml by Nanodrop;	GeneID (NCBI): 7223	
Source: Rabbit	UNIPROT ID: Q9UBN4	
Isotype: IgG	Full Name: transient receptor potential cation channel, subfamily C, member 4	
Immunogen Catalog Number: AG15698	Calculated MW: 977 aa, 112 kDa	
	Observed MW: 100-120 kDa	

Applications

Tested Applications:
WB, IHC, Indirect ELISA

Species Specificity:
human, mouse, rat

Background Information

TRPC4 (Transient Receptor Potential Paradigm 4) is a non-selective calcium channel protein widely found in the nervous system and cardiovascular system. TRPC4 regulates intracellular calcium levels through the activation of signaling pathways mediated by Gq/11 and Gi/o-coupled receptors, and is involved in neurotransmission, neuronal excitability, and vascular endothelial cell function. In the nervous system, TRPC4 is associated with neuropsychiatric disorders such as depression and anxiety, and its inhibitors show antidepressant and anxiolytic potential. In the cardiovascular system, TRPC4 affects vascular permeability and diastolic function by regulating calcium ion inward flow and plays an important role in hypoxia-induced pulmonary hypertension. In addition, TRPC4 is involved in thermoregulation, sensing changes in internal temperature to regulate the drop in body temperature. aberrant expression of TRPC4 is associated with a variety of diseases, making it a potential therapeutic target!

Storage

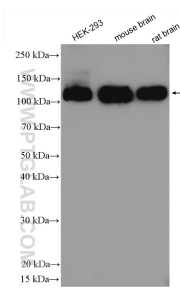
Storage:
Store at -80°C.

Storage Buffer:
PBS Only

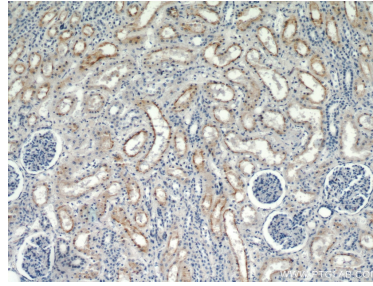
For technical support and original validation data for this product please contact:
T: 1 (888) 4PTGLAB (1-888-478-4522) (toll free in USA), or 1(312) 455-8498 (outside USA) E: proteintech@ptglab.com
W: ptglab.com

This product is exclusively available under Proteintech Group brand and is not available to purchase from any other manufacturer.

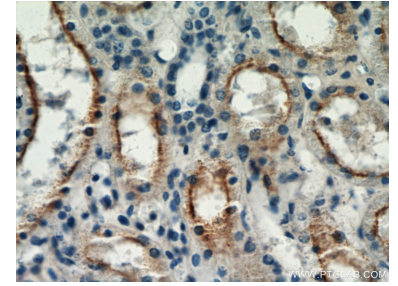
Selected Validation Data



Various lysates were subjected to SDS PAGE followed by western blot with 21349-1-AP (TRPC4 antibody) at dilution of 1:1500 incubated at room temperature for 1.5 hours. This data was developed using the same antibody clone with 21349-1-PBS in a different storage buffer formulation.



Immunohistochemical analysis of paraffin-embedded human kidney using 21349-1-AP (TRPC4 antibody) at dilution of 1:50 (under 10x lens). This data was developed using the same antibody clone with 21349-1-PBS in a different storage buffer formulation.



Immunohistochemical analysis of paraffin-embedded human kidney using 21349-1-AP (TRPC4 antibody) at dilution of 1:50 (under 40x lens). This data was developed using the same antibody clone with 21349-1-PBS in a different storage buffer formulation.