

For Research Use Only

ZSCAN29 Polyclonal antibody, PBS Only

Catalog Number: 21630-1-PBS



Basic Information

Catalog Number: 21630-1-PBS	GenBank Accession Number: BC109271	Purification Method: Antigen affinity purification
Size: 100ug, Concentration: 1 mg/ml by Nanodrop;	GeneID (NCBI): 146050	
Source: Rabbit	UNIPROT ID: Q8IWY8	
Isotype: IgG	Full Name: zinc finger and SCAN domain containing 29	
Immunogen Catalog Number: AG16239	Calculated MW: 852 aa, 97 kDa	
	Observed MW: 96-97 kDa	

Applications

Tested Applications:
WB, IHC, Indirect ELISA

Species Specificity:
human

Background Information

ZSCAN29 (zinc finger and SCAN domain containing 29), also named as ZNF690 or Zfp690. It is predicted to be located in nucleus and ubiquitous expression in testis and lymph node. The calculated molecular weight of ZSCAN29 is 96 kDa. The genes ZSCAN29 (associated with five disorders: SCZ, BIP, MD, ASD and ADHD) and ZSCAN31 (associated with three disorders: SCZ, BIP and MD) encode zinc finger transcription factor proteins that belong to the krueppel C2H2-type zinc-finger protein family. Zinc finger proteins are essential in multiple regulatory mechanisms and some have been associated with psychiatric disorders as reviewed by Squassina et al., 2019 (PMID: 34637873). It also enables sequence-specific double-stranded DNA binding activity and be predicted to be involved in regulation of transcription by RNA polymerase II.

Storage

Storage:
Store at -80°C.

Storage Buffer:
PBS only, pH7.3

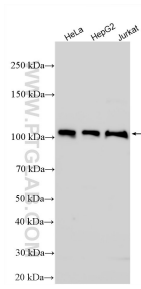
For technical support and original validation data for this product please contact:

T: 1 (888) 4PTGLAB (1-888-478-4522) (toll free in USA), or 1(312) 455-8498 (outside USA)

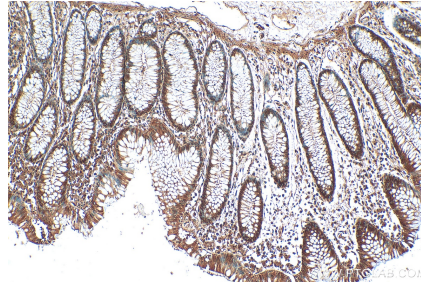
E: proteintech@ptglab.com
W: ptglab.com

This product is exclusively available under Proteintech Group brand and is not available to purchase from any other manufacturer.

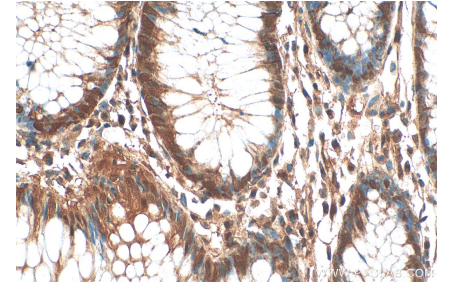
Selected Validation Data



Various lysates were subjected to SDS PAGE followed by western blot with 21630-1-AP (ZSCAN29 antibody) at dilution of 1:6000 incubated at room temperature for 1.5 hours. This data was developed using the same antibody clone with 21630-1-PBS in a different storage buffer formulation.



Immunohistochemical analysis of paraffin-embedded human colon tissue slide using 21630-1-AP (ZSCAN29 antibody) at dilution of 1:200 (under 10x lens). Heat mediated antigen retrieval with Tris-EDTA buffer (pH 9.0). This data was developed using the same antibody clone with 21630-1-PBS in a different storage buffer formulation.



Immunohistochemical analysis of paraffin-embedded human colon tissue slide using 21630-1-AP (ZSCAN29 antibody) at dilution of 1:200 (under 40x lens). Heat mediated antigen retrieval with Tris-EDTA buffer (pH 9.0). This data was developed using the same antibody clone with 21630-1-PBS in a different storage buffer formulation.