

For Research Use Only

Collagen Type XI Polyclonal antibody

Catalog Number: 21841-1-AP

5 Publications



Basic Information

Catalog Number: 21841-1-AP	GenBank Accession Number: BC117697	Purification Method: Antigen affinity purification
Size: 150ul , Concentration: 650 ug/ml by Nanodrop;	GeneID (NCBI): 1301	Recommended Dilutions: IHC 1:50-1:500 IF-P 1:50-1:500
Source: Rabbit	UNIPROT ID: P12107	
Isotype: IgG	Full Name: collagen, type XI, alpha 1	
Immunogen Catalog Number: AG16509	Calculated MW: 1818 aa, 182 kDa	

Applications

Tested Applications: IHC, IF-P, ELISA	Positive Controls:
Cited Applications: IHC, IF	IHC : human placenta tissue,
Species Specificity: human	IF-P : human placenta tissue,
Cited Species: human	
Note-IHC: suggested antigen retrieval with TE buffer pH 9.0; (*) Alternatively, antigen retrieval may be performed with citrate buffer pH 6.0	

Background Information

COL11A1 is an important component of collagen XI and is considered to play an important role in a variety of connective tissue diseases. Type XI collagen is widely distributed in tissues including cartilage, bone, and muscle, and its hereditary absence in Marshall's syndrome, Stickler's syndrome, fibrochondrogenesis, and nonsyndromic hearing loss deafness, autosomal dominant 37 leads to facial and eye abnormalities, hearing loss, and joint problems. The COL11A1 expression was significantly correlated with the degree of immune infiltration and the expression of a variety of immune cell markers in tumor tissue. (PMID: 36160004 33610546)

Notable Publications

Author	Pubmed ID	Journal	Application
Wenjie Shi	36389832	Front Immunol	IHC
Nanxin Zheng	36371957	Transl Oncol	IF
Haosheng Zheng	38649961	BMC Med Genomics	IHC,IF

Storage

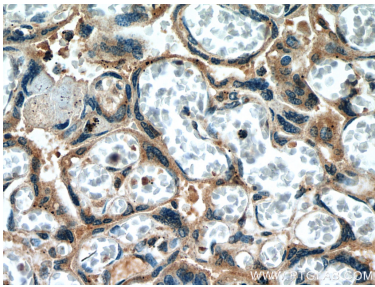
Storage:
Store at -20°C. Stable for one year after shipment.
Storage Buffer:
PBS with 0.02% sodium azide and 50% glycerol pH 7.3.
Aliquoting is unnecessary for -20°C storage

*** 20ul sizes contain 0.1% BSA

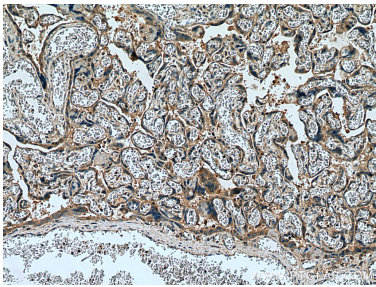
For technical support and original validation data for this product please contact:
T: 1 (888) 4PTGLAB (1-888-478-4522) (toll free in USA), or 1(312) 455-8498 (outside USA)
E: proteintech@ptglab.com
W: ptglab.com

This product is exclusively available under Proteintech Group brand and is not available to purchase from any other manufacturer.

Selected Validation Data



Immunohistochemical analysis of paraffin-embedded human placenta tissue slide using 21841-1-AP (Collagen Type XI antibody) at dilution of 1:200 (under 40x lens). Heat mediated antigen retrieval with Tris-EDTA buffer (pH 9.0).



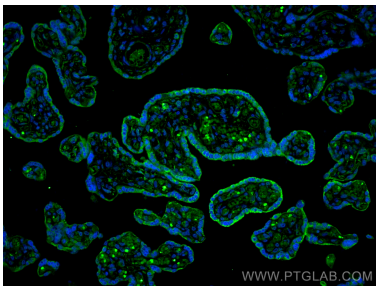
Immunohistochemical analysis of paraffin-embedded human placenta tissue slide using 21841-1-AP (Collagen Type XI antibody) at dilution of 1:200 (under 10x lens). Heat mediated antigen retrieval with Tris-EDTA buffer (pH 9.0).



Immunohistochemical analysis of paraffin-embedded human stomach cancer tissue slide using 21841-1-AP (Collagen Type XI antibody) at dilution of 1:1000 (under 10x lens). Heat mediated antigen retrieval with Tris-EDTA buffer (pH 9.0).



Immunohistochemical analysis of paraffin-embedded human stomach cancer tissue slide using 21841-1-AP (Collagen Type XI antibody) at dilution of 1:1000 (under 40x lens). Heat mediated antigen retrieval with Tris-EDTA buffer (pH 9.0).



Immunofluorescent analysis of (4% PFA) fixed paraffin-embedded human placenta tissue using Collagen Type XI antibody (21841-1-AP) at dilution of 1:200 and Multi-rAb CoraLite @ Plus 488-Goat Anti-Rabbit Recombinant Secondary Antibody (H+L) (RGAR002). Heat mediated antigen retrieval with Tris-EDTA buffer (pH 9.0).