

For Research Use Only

# RSK4 Polyclonal antibody

Catalog Number: 21877-1-AP



## Basic Information

Catalog Number:

21877-1-AP

Size:

150ul, Concentration: 450 ug/ml by Nanodrop;

Source:

Rabbit

Isotype:

IgG

Immunogen Catalog Number:

AG16299

GenBank Accession Number:

BC148802

GeneID (NCBI):

27330

UNIPROT ID:

Q9UK32

Full Name:

ribosomal protein S6 kinase, 90kDa, polypeptide 6

Calculated MW:

745 aa, 84 kDa

Observed MW:

84 kDa

Purification Method:

Antigen affinity purification

Recommended Dilutions:

WB: 1:500-1:1000

IP: 0.5-4.0 ug for 1.0-3.0 mg of total protein lysate

## Applications

Tested Applications:

WB, IP, ELISA

Species Specificity:

human, mouse, rat

Positive Controls:

WB: mouse brain tissue, rat brain tissue

IP: MCF-7 cells, PC-12 cells

## Background Information

Ribosomal s6 kinase4 (RSK4), an X-linked gene, firstly was found as to be a potential tumor suppressive gene in a variety of cancers and is widely participated in signaling pathway. RSK4 is a predominantly cytosolic protein with very low expression and several characteristics of the RSK family kinases, including the presence of two functional kinase domains and a C-terminal docking site for ERK (PMID: 39114716, 30579335). Endogenous RSK4 showed the same level of phosphorylation of Ser232, Ser372, and Ser389 in starved and growth factor-stimulated cells, and mutational analysis demonstrated that these sites are important in stimulation of kinase activity (PMID: 15632195).

## Storage

Storage:

Store at -20°C. Stable for one year after shipment.

Storage Buffer:

PBS with 0.02% sodium azide and 50% glycerol, pH7.3

Aliquoting is unnecessary for -20°C storage

\*\*\* 20ul sizes contain 0.1% BSA

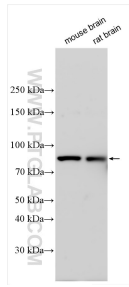
For technical support and original validation data for this product please contact:

T: 1 (888) 4PTGLAB (1-888-478-4522) (toll free in USA), or 1(312) 455-8498 (outside USA)

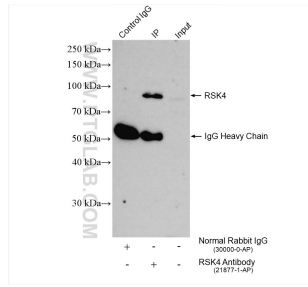
E: proteintech@ptglab.com  
W: ptglab.com

This product is exclusively available under Proteintech Group brand and is not available to purchase from any other manufacturer.

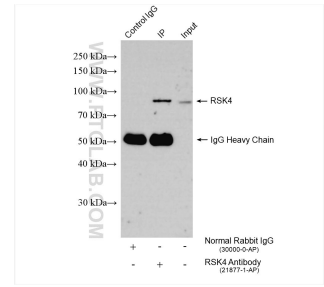
## Selected Validation Data



Various lysates were subjected to SDS PAGE followed by western blot with 21877-1-AP (RSK4 antibody) at dilution of 1:800 incubated at room temperature for 1.5 hours.



IP result of anti-RSK4 (IP:21877-1-AP, 4ug; Detection:21877-1-AP 1:800) with PC-12 cells lysate 1560 ug.



IP result of anti-RSK4 (IP:21877-1-AP, 4ug; Detection:21877-1-AP 1:800) with MCF-7 cells lysate 1520 ug.