

For Research Use Only

# THAP11 Polyclonal antibody, PBS Only

Catalog Number: 23030-1-PBS

Featured Product



## Basic Information

**Catalog Number:**

23030-1-PBS

**Size:**

100ug, Concentration: 1 mg/ml by Nanodrop;

**Source:**

Rabbit

**Isotype:**

IgG

**Immunogen Catalog Number:**

AG19342

**GenBank Accession Number:**

BC012182

**GeneID (NCBI):**

57215

**UNIPROT ID:**

Q96EK4

**Full Name:**

THAP domain containing 11

**Calculated MW:**

314 aa, 34 kDa

**Observed MW:**

40-50 kDa

**Purification Method:**

Antigen Affinity purified

## Applications

**Tested Applications:**

WB, IHC, Indirect ELISA

**Species Specificity:**

human, mouse

## Storage

**Storage:**

Store at -80°C.

**Storage Buffer:**

PBS only, pH7.3

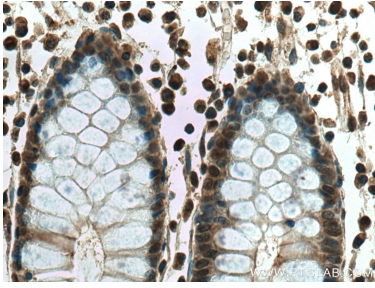
For technical support and original validation data for this product please contact:

T: 1 (888) 4PTGLAB (1-888-478-4522) (toll free in USA), or 1(312) 455-8498 (outside USA)

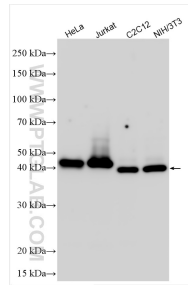
E: [proteintech@ptglab.com](mailto:proteintech@ptglab.com)  
W: [ptglab.com](http://ptglab.com)

This product is exclusively available under Proteintech Group brand and is not available to purchase from any other manufacturer.

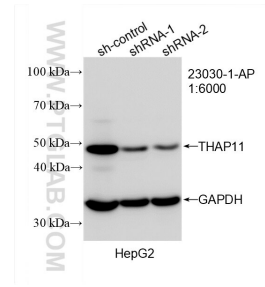
## Selected Validation Data



Immunohistochemical analysis of paraffin-embedded human colon cancer tissue slide using 23030-1-AP (THAP11 antibody) at dilution of 1:200 (under 40x lens). Heat mediated antigen retrieval with Tris-EDTA buffer (pH 9.0). This data was developed using the same antibody clone with 23030-1-PBS in a different storage buffer formulation.



Various lysates were subjected to SDS PAGE followed by western blot with 23030-1-AP (THAP11 antibody) at dilution of 1:6000 incubated at room temperature for 1.5 hours. This data was developed using the same antibody clone with 23030-1-PBS in a different storage buffer formulation.



WB result of THAP11 antibody (23030-1-AP; 1:6000; incubated at room temperature for 1.5 hours) with sh-Control and sh-THAP11 transfected HepG2 cells. This data was developed using the same antibody clone with 23030-1-PBS in a different storage buffer formulation.