

For Research Use Only

# IRGQ Polyclonal antibody

Catalog Number: 23239-1-AP



## Basic Information

**Catalog Number:**

23239-1-AP

**Size:**

150ul , Concentration: 850 ug/ml by Nanodrop and 507 ug/ml by Bradford method using BSA as the standard;

**Source:**

Rabbit

**Isotype:**

IgG

**Immunogen Catalog Number:**

AG19607

**GenBank Accession Number:**

BC137020

**GeneID (NCBI):**

126298

**UNIPROT ID:**

Q8WZA9

**Full Name:**

immunity-related GTPase family, Q

**Calculated MW:**

623 aa, 63 kDa

**Observed MW:**

63 kDa

**Purification Method:**

Antigen affinity purification

**Recommended Dilutions:**

WB 1:500-1:2000

IHC 1:20-1:200

## Applications

**Tested Applications:**

WB, IHC, ELISA

**Species Specificity:**

human

**Note-IHC: suggested antigen retrieval with *TE buffer pH 9.0*; (\*) Alternatively, antigen retrieval may be performed with *citrate buffer pH 6.0***

**Positive Controls:**

**WB :** A2780 cells, HEK-293 cells, MCF-7 cells

**IHC :** human skeletal muscle tissue,

## Storage

**Storage:**

Store at -20°C. Stable for one year after shipment.

**Storage Buffer:**

PBS with 0.02% sodium azide and 50% glycerol pH 7.3.

Aliquoting is unnecessary for -20°C storage

\*\*\* 20ul sizes contain 0.1% BSA


For technical support and original validation data for this product please contact:

T: 1 (888) 4PTGLAB (1-888-478-4522) (toll free in USA), or 1(312) 455-8498 (outside USA)

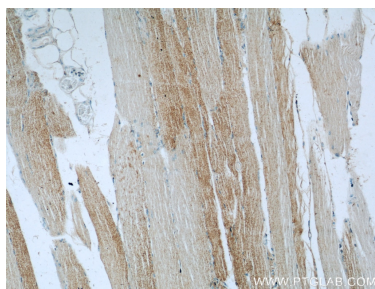
E: [proteintech@ptglab.com](mailto:proteintech@ptglab.com)  
W: [ptglab.com](http://ptglab.com)

This product is exclusively available under Proteintech Group brand and is not available to purchase from any other manufacturer.

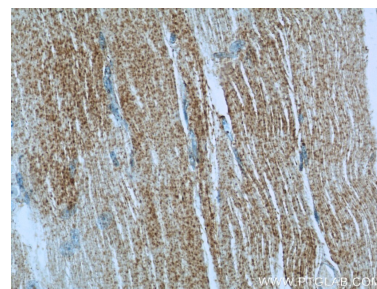
## Selected Validation Data



A2780 cells were subjected to SDS PAGE followed by western blot with 23239-1-AP (IRGQ antibody) at dilution of 1:1000 incubated at room temperature for 1.5 hours.



Immunohistochemical analysis of paraffin-embedded human skeletal muscle slide using 23239-1-AP (IRGQ Antibody) at dilution of 1:50 (under 10x lens).



Immunohistochemical analysis of paraffin-embedded human skeletal muscle slide using 23239-1-AP (IRGQ Antibody) at dilution of 1:50 (under 40x lens).