

For Research Use Only

TMEM131L Polyclonal antibody, PBS Only

Catalog Number: 23360-1-PBS



Basic Information

Catalog Number: 23360-1-PBS	GenBank Accession Number: BC131505	Purification Method: Antigen affinity purification
Size: 100ug, Concentration: 1 mg/ml by Nanodrop;	GeneID (NCBI): 23240	
Source: Rabbit	UNIPROT ID: A2VDJ0	
Isotype: IgG	Full Name: KIAA0922	
Immunogen Catalog Number: AG19898	Calculated MW: 1609 aa, 179 kDa	
	Observed MW: 179 kDa	

Applications

Tested Applications:
WB, IHC, IF/ICC, Indirect ELISA

Species Specificity:
human, mouse

Background Information

KIAA0922 is also named as TMEM131L (Transmembrane protein 131-like). Human KIAA0922/TMEM131L encodes a transmembrane protein, TMEM131L, that regulates the canonical Wnt/ β -catenin signaling pathway by eliciting the lysosome-dependent degradation of phosphorylated LRP6 co-receptor (PMID: 28347816).

Storage

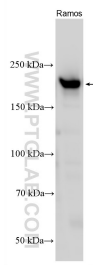
Storage:
Store at -80°C.

Storage Buffer:
PBS only, pH7.3

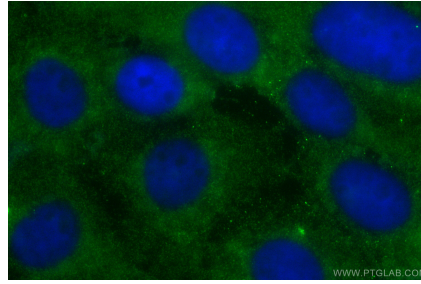
For technical support and original validation data for this product please contact:
T: 1 (888) 4PTGLAB (1-888-478-4522) (toll free in USA), or 1(312) 455-8498 (outside USA) E: proteintech@ptglab.com
W: ptglab.com

This product is exclusively available under Proteintech Group brand and is not available to purchase from any other manufacturer.

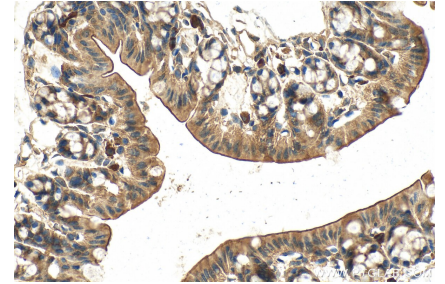
Selected Validation Data



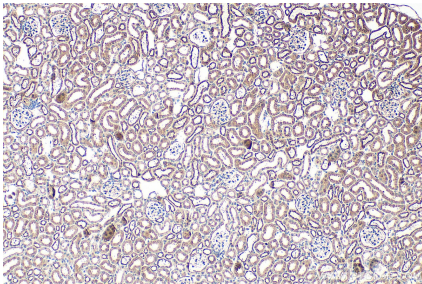
Ramos cells lysates were subjected to SDS PAGE followed by western blot with 23360-1-AP (TMEM131L antibody) at dilution of 1:500 incubated at room temperature for 1.5 hours. This data was developed using the same antibody clone with 23360-1-PBS in a different storage buffer formulation.



Immunofluorescent analysis of (-20°C Methanol) fixed A431 cells using KIAA0922 antibody (23360-1-AP) at dilution of 1:400 and CoraLite® 488-Conjugated AffiniPure Goat Anti-Rabbit IgG(H+L). This data was developed using the same antibody clone with 23360-1-PBS in a different storage buffer formulation.



Immunohistochemical analysis of paraffin-embedded mouse colon tissue slide using 23360-1-AP (KIAA0922 antibody) at dilution of 1:200 (under 40x lens). Heat mediated antigen retrieval with Tris-EDTA buffer (pH 9.0). This data was developed using the same antibody clone with 23360-1-PBS in a different storage buffer formulation.



Immunohistochemical analysis of paraffin-embedded mouse kidney tissue slide using 23360-1-AP (KIAA0922 antibody) at dilution of 1:200 (under 10x lens). Heat mediated antigen retrieval with Tris-EDTA buffer (pH 9.0). This data was developed using the same antibody clone with 23360-1-PBS in a different storage buffer formulation.