

For Research Use Only

# UBQLN2 Polyclonal antibody

Catalog Number: 23449-1-AP **3 Publications**



## Basic Information

<b>Catalog Number:</b> 23449-1-AP	<b>GenBank Accession Number:</b> BC069237	<b>Purification Method:</b> Antigen affinity purification
<b>Size:</b> 150ul , Concentration: 550 µg/ml by Nanodrop and 300 µg/ml by Bradford method using BSA as the standard;	<b>GeneID (NCBI):</b> 29978	<b>Recommended Dilutions:</b> WB 1:500-1:1000 IHC 1:50-1:500 IF 1:20-1:200
<b>Source:</b> Rabbit	<b>Full Name:</b> ubiquilin 2	
<b>Isotype:</b> IgG	<b>Calculated MW:</b> 624 aa, 66 kDa	
<b>Immunogen Catalog Number:</b> AG20149	<b>Observed MW:</b> 66-70 kDa	

## Applications

<b>Tested Applications:</b> IF, IHC, WB, ELISA	<b>Positive Controls:</b> WB : rat brain tissue, HEK-293 cells, HepG2 cells IHC : human testis tissue, IF : HepG2 cells, A431 cells
<b>Cited Applications:</b> IF, WB	
<b>Species Specificity:</b> human, rat	
<b>Cited Species:</b> mouse	
<b>Note-IHC: suggested antigen retrieval with TE buffer pH 9.0; (*) Alternatively, antigen retrieval may be performed with citrate buffer pH 6.0</b>	

## Background Information

### Notable Publications

Author	Pubmed ID	Journal	Application
Nicole R Higgins	33780087	Brain Pathol	IF
Aline Dubos	26376863	Hum Mol Genet	
Yuxing Xia	24215460	J Neurochem	WB


## Storage

**Storage:**  
Store at -20°C. Stable for one year after shipment.  
**Storage Buffer:**  
PBS with 0.02% sodium azide and 50% glycerol pH 7.3.  
Aliquoting is unnecessary for -20°C storage

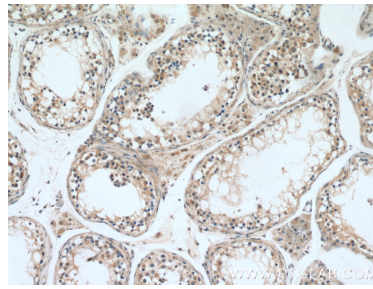
For technical support and original validation data for this product please contact:  
T: 1 (888) 4PTGLAB (1-888-478-4522) (toll free in USA), or 1(312) 455-8498 (outside USA)  
E: proteintech@ptglab.com  
W: ptglab.com

**This product is exclusively available under Proteintech Group brand and is not available to purchase from any other manufacturer.**

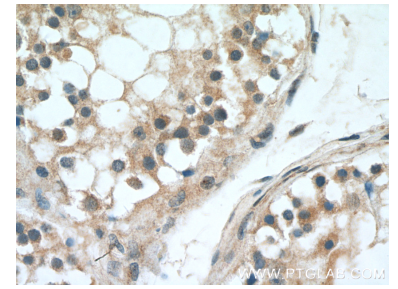
## Selected Validation Data



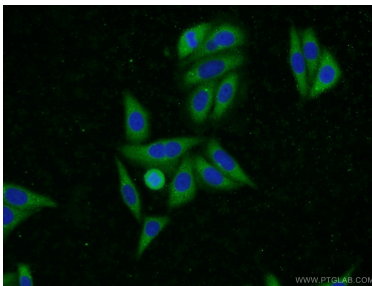
rat brain tissue were subjected to SDS PAGE followed by western blot with 23449-1-AP (UBQLN2 antibody) at dilution of 1:800 incubated at room temperature for 1.5 hours.



Immunohistochemical analysis of paraffin-embedded human testis tissue slide using 23449-1-AP (UBQLN2 antibody at dilution of 1:200 (under 10x lens).



Immunohistochemical analysis of paraffin-embedded human testis tissue slide using 23449-1-AP (UBQLN2 antibody at dilution of 1:200 (under 40x lens).



Immunofluorescent analysis of HepG2 cells using 23449-1-AP (UBQLN2 antibody) at dilution of 1:50 and Alexa Fluor 488-conjugated AffiniPure Goat Anti-Rabbit IgG(H+L).