

For Research Use Only

MNT Polyclonal antibody, PBS Only

Catalog Number: 23742-1-PBS



Basic Information

Catalog Number:

23742-1-PBS

Size:

100ug, Concentration: 1 mg/ml by Nanodrop;

Source:

Rabbit

Isotype:

IgG

Immunogen Catalog Number:

AG20666

GenBank Accession Number:

BC117563

GeneID (NCBI):

4335

UNIPROT ID:

Q99583

Full Name:

MAX binding protein

Calculated MW:

582 aa, 62 kDa

Observed MW:

70 kDa

Purification Method:

Antigen Affinity purified

Applications

Tested Applications:

WB, IF/ICC, Indirect ELISA

Species Specificity:

human

Background Information

Mnt (Max binding protein), also known as MAD6, ROX, bHLHd3 (class D basic helix-loop-helix protein 3) or MXD6, is a 582 amino acid nuclear protein that forms a complex with Max (Myc-associated factor X) to repress transcription. Mnt contains one basic helix-loop-helix (bHLH) domain and is encoded by a gene that maps to human chromosome 17p13.3. Chromosome 17 comprises over 2.5% of the human genome and encodes over 1,200 genes. Two key tumor suppressor genes are associated with chromosome 17, namely, p53 and BRCA1. Tumor suppressor p53 is necessary for maintenance of cellular genetic integrity by moderating cell fate through DNA repair versus cell death. Like p53, BRCA1 is directly involved in DNA repair, though specifically it is recognized as a genetic determinant of early onset breast cancer and predisposition to cancers of the ovary, colon, prostate gland and fallopian tubes.

Storage

Storage:

Store at -80°C.

Storage Buffer:

PBS only, pH7.3

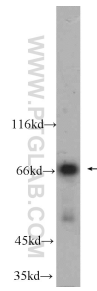
For technical support and original validation data for this product please contact:

T: 1 (888) 4PTGLAB (1-888-478-4522) (toll free in USA), or 1(312) 455-8498 (outside USA)

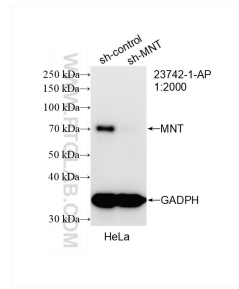
E: proteintech@ptglab.com
W: ptglab.com

This product is exclusively available under Proteintech Group brand and is not available to purchase from any other manufacturer.

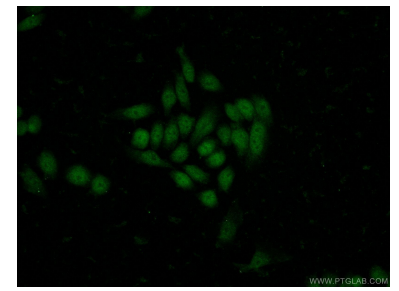
Selected Validation Data



HeLa cells were subjected to SDS PAGE followed by western blot with 23742-1-AP (MNT antibody) at dilution of 1:600 incubated at room temperature for 1.5 hours. This data was developed using the same antibody clone with 23742-1-PBS in a different storage buffer formulation.



WB result of MNT antibody (23742-1-AP; 1:2000; incubated at room temperature for 1.5 hours) with sh-Control and sh-MNT transfected HeLa cells. This data was developed using the same antibody clone with 23742-1-PBS in a different storage buffer formulation.



Immunofluorescent analysis of (-20°C Ethanol) fixed HeLa cells using 23742-1-AP (MNT antibody) at dilution of 1:50 and Alexa Fluor 488-conjugated AffiniPure Goat Anti-Rabbit IgG(H+L). This data was developed using the same antibody clone with 23742-1-PBS in a different storage buffer formulation.