

For Research Use Only

PRELP Polyclonal antibody, PBS Only

Catalog Number: 23783-1-PBS

Featured Product



Basic Information

Catalog Number:

23783-1-PBS

Size:

100ug, Concentration: 1 mg/ml by Nanodrop;

Source:

Rabbit

Isotype:

IgG

Immunogen Catalog Number:

AG20656

GenBank Accession Number:

BC032498

GeneID (NCBI):

5549

UNIPROT ID:

P51888

Full Name:

proline/arginine-rich end leucine-rich repeat protein

Calculated MW:

44 kDa

Observed MW:

44 kDa

Purification Method:

Antigen affinity purification

Applications

Tested Applications:

WB, IHC, IF/ICC, Indirect ELISA

Species Specificity:

human

Background Information

PRELP (proline/arginine-rich end leucine-rich repeat protein), also known as MST161, MSTP161, prolargin, or SLRR2A, belongs to the class II subfamily of the small leucine-rich proteoglycan (SLRP) family. PRELP is a small leucine-rich proteoglycan (SLRP), which binds collagen to basement membranes or cartilage as a matrix protein. PRELP has prognostic value and regulates cell proliferation and migration in hepatocellular carcinoma, may serve as a potential prognostic marker and a treatment target against HCC progression (PMID: 33033521).

Storage

Storage:

Store at -80°C.

Storage Buffer:

PBS Only

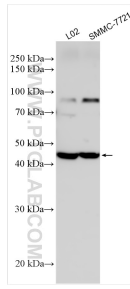
For technical support and original validation data for this product please contact:

T: 1 (888) 4PTGLAB (1-888-478-4522) (toll free in USA), or 1(312) 455-8498 (outside USA)

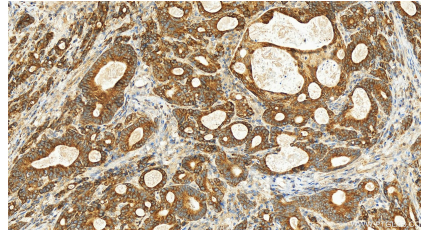
E: proteintech@ptglab.com
W: ptglab.com

This product is exclusively available under Proteintech Group brand and is not available to purchase from any other manufacturer.

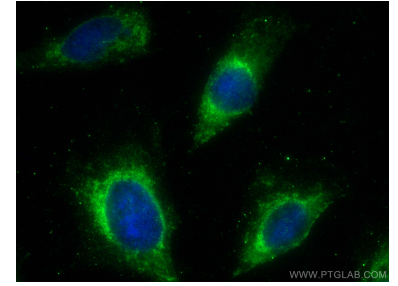
Selected Validation Data



Various lysates were subjected to SDS PAGE followed by western blot with 23783-1-AP (PRELP antibody) at dilution of 1:1000 incubated at room temperature for 1.5 hours. This data was developed using the same antibody clone with 23783-1-PBS in a different storage buffer formulation.



Immunohistochemical analysis of paraffin-embedded human stomach cancer tissue slide using 23783-1-AP (PRELP antibody) at dilution of 1:200 (under 20x lens). Heat mediated antigen retrieval with Tris-EDTA buffer (pH 9.0). This data was developed using the same antibody clone with 23783-1-PBS in a different storage buffer formulation.



Immunofluorescent analysis of (-20°C Ethanol) fixed U2OS cells using PRELP antibody (23783-1-AP) at dilution of 1:200 and CoraLite®488-Conjugated AffiniPure Goat Anti-Rabbit IgG(H+L). This data was developed using the same antibody clone with 23783-1-PBS in a different storage buffer formulation.