

For Research Use Only

ZMYM2 Polyclonal antibody

Catalog Number: 24112-1-AP **1 Publications**



Basic Information

Catalog Number: 24112-1-AP	GenBank Accession Number: BC036372	Purification Method: Antigen Affinity purified
Size: 150ul , Concentration: 400 ug/ml by Nanodrop;	GeneID (NCBI): 7750	Recommended Dilutions: WB: 1:500-1:2000 IP: 0.5-4.0 ug for 1.0-3.0 mg of total protein lysate
Source: Rabbit	UNIPROT ID: Q9UBW7	
Isotype: IgG	Full Name: zinc finger, MYM-type 2	
Immunogen Catalog Number: AG21370	Calculated MW: 1377 aa, 155 kDa	
	Observed MW: 155-180 kDa	

Applications

Tested Applications: WB, IP, ELISA	Positive Controls: WB : Daudi cells, NCCIT cells, Raji cells IP : Raji cells,
Species Specificity: human	

Notable Publications

Author	Pubmed ID	Journal	Application
Ting Wei	40747902	J Med Chem	

Storage

Storage:
Store at -20°C. Stable for one year after shipment.
Storage Buffer:
PBS with 0.02% sodium azide and 50% glycerol, pH7.3
Aliquoting is unnecessary for -20°C storage

*** 20ul sizes contain 0.1% BSA

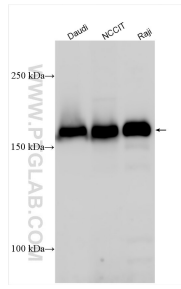
For technical support and original validation data for this product please contact:

T: 1 (888) 4PTGLAB (1-888-478-4522) (toll free in USA), or 1(312) 455-8498 (outside USA)

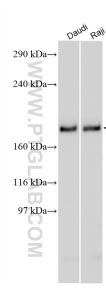
E: proteintech@ptglab.com
W: ptglab.com

This product is exclusively available under Proteintech Group brand and is not available to purchase from any other manufacturer.

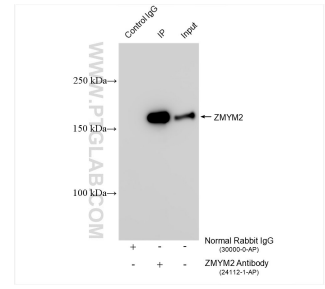
Selected Validation Data



Various lysates were subjected to SDS PAGE followed by western blot with 24112-1-AP (ZMYM2 antibody) at dilution of 1:1000 incubated at room temperature for 1.5 hours.



Various lysates were subjected to SDS PAGE followed by western blot with 24112-1-AP (ZMYM2 antibody) at dilution of 1:1000 incubated at room temperature for 1.5 hours.



IP result of anti-ZMYM2 (IP:24112-1-AP, 4ug; Detection:24112-1-AP 1:600) with Raji cells lysate 1320 ug.