

For Research Use Only

PREX2 Polyclonal antibody

Catalog Number: 24195-1-AP



Basic Information

Catalog Number:

24195-1-AP

Size:

150ul, Concentration: 700 ug/ml by Nanodrop and 360 ug/ml by Bradford method using BSA as the standard;

Source:

Rabbit

Isotype:

IgG

Immunogen Catalog Number:

AG19439

GenBank Accession Number:

BC148795

GeneID (NCBI):

80243

UNIPROT ID:

Q70Z35

Full Name:

phosphatidylinositol-3,4,5-trisphosphate-dependent Rac exchange factor 2

Calculated MW:

1606 aa, 183 kDa

Observed MW:

182 kDa

Purification Method:

Antigen affinity purification

Recommended Dilutions:

IHC 1:50-1:500

IF/ICC 1:50-1:500

Applications

Tested Applications:

IHC, IF/ICC, ELISA

Species Specificity:

human

Note-IHC: suggested antigen retrieval with TE buffer pH 9.0; (*) Alternatively, antigen retrieval may be performed with citrate buffer pH 6.0

Positive Controls:

IHC : human heart tissue, human cerebellum tissue, human brain tissue

IF/ICC : U2OS cells,

Storage

Storage:

Store at -20°C. Stable for one year after shipment.

Storage Buffer:

PBS with 0.02% sodium azide and 50% glycerol pH 7.3.

Aliquoting is unnecessary for -20°C storage

*** 20ul sizes contain 0.1% BSA

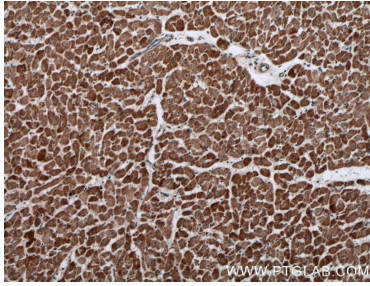
For technical support and original validation data for this product please contact:

T: 1 (888) 4PTGLAB (1-888-478-4522) (toll free in USA), or 1(312) 455-8498 (outside USA)

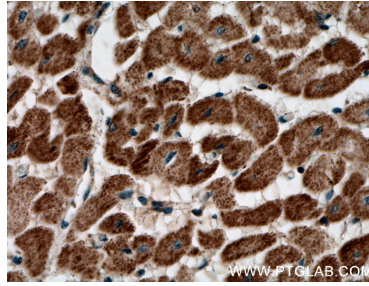
E: proteintech@ptglab.com
W: ptglab.com

This product is exclusively available under Proteintech Group brand and is not available to purchase from any other manufacturer.

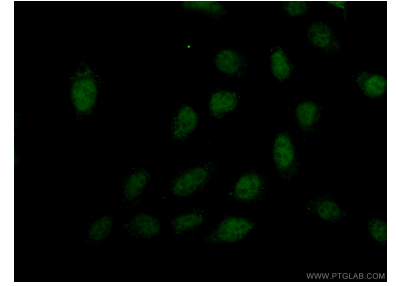
Selected Validation Data



Immunohistochemical analysis of paraffin-embedded human heart tissue slide using 24195-1-AP (PREX2 antibody) at dilution of 1:200 (under 10x lens)..



Immunohistochemical analysis of paraffin-embedded human heart tissue slide using 24195-1-AP (PREX2 antibody) at dilution of 1:200 (under 40x lens)..



Immunofluorescent analysis of (4% PFA) fixed U2OS cells using 24195-1-AP (PREX2 antibody) at dilution of 1:100 and CoraLite488-Conjugated Goat Anti-Rabbit IgG(H+L).