

For Research Use Only

Frizzled 2 Polyclonal antibody

Catalog Number: 24272-1-AP

Featured Product

13 Publications



Basic Information

Catalog Number:

24272-1-AP

Size:

150ul, Concentration: 800 ug/ml by Nanodrop;

Source:

Rabbit

Isotype:

IgG

Immunogen Catalog Number:

AG18003

GenBank Accession Number:

BC113402

GeneID (NCBI):

2535

UNIPROT ID:

Q14332

Full Name:

frizzled homolog 2 (Drosophila)

Calculated MW:

565 aa, 64 kDa

Observed MW:

64-70 kDa

Purification Method:

Antigen affinity purification

Recommended Dilutions:

WB 1:500-1:1000

IHC 1:50-1:500

Applications

Tested Applications:

WB, IHC, ELISA

Cited Applications:

WB, IF

Species Specificity:

human, mouse, rat

Cited Species:

human, mouse, rat

Note-IHC: suggested antigen retrieval with TE buffer pH 9.0; (*) Alternatively, antigen retrieval may be performed with citrate buffer pH 6.0

Positive Controls:

WB : Caco-2 cells, mouse colon tissue, rat kidney tissue, HEK-293 cells, mouse colon tissue

IHC : mouse colon tissue,

Background Information

Frizzled 2(FZD2) also known as FzE2, which belongs to the G-protein coupled receptor Fz/Smo family. FZD2 is an important receptor in the Wnt pathway, which is highly expressed in malignant tumors and helps regulate multiple tumor behaviors. Its expression level is related to prognosis. Moreover, high level of FZD2 had significant correlation with poor prognosis in Breast cancer (BC) patients(PMID: 33832493).

Notable Publications

Author	Pubmed ID	Journal	Application
Wenjia Liu	30555565	Theranostics	WB
Yi Liu	33997170	Genes Dis	WB
Ying Xu	34425061	Pharm Biol	WB

Storage

Storage:

Store at -20°C. Stable for one year after shipment.

Storage Buffer:

PBS with 0.02% sodium azide and 50% glycerol, pH7.3

Aliquoting is unnecessary for -20°C storage

*** 20ul sizes contain 0.1% BSA

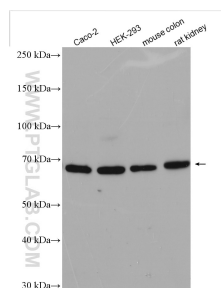
For technical support and original validation data for this product please contact:

T: 1 (888) 4PTGLAB (1-888-478-4522) (toll free in USA), or 1(312) 455-8498 (outside USA)

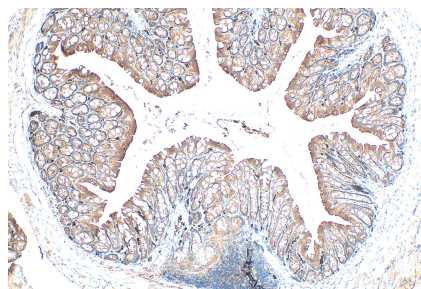
E: proteintech@ptglab.com
W: ptglab.com

This product is exclusively available under Proteintech Group brand and is not available to purchase from any other manufacturer.

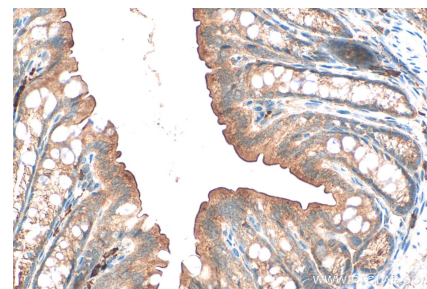
Selected Validation Data



Various lysates were subjected to SDS PAGE followed by western blot with 24272-1-AP (Frizzled 2 antibody) at dilution of 1:500 incubated at room temperature for 1.5 hours.



Immunohistochemical analysis of paraffin-embedded mouse colon tissue slide using 24272-1-AP (Frizzled 2 antibody) at dilution of 1:200 (under 10x lens). Heat mediated antigen retrieval with Tris-EDTA buffer (pH 9.0).



Immunohistochemical analysis of paraffin-embedded mouse colon tissue slide using 24272-1-AP (Frizzled 2 antibody) at dilution of 1:200 (under 40x lens). Heat mediated antigen retrieval with Tris-EDTA buffer (pH 9.0).