

For Research Use Only

RNF17 Polyclonal antibody

Catalog Number: 24302-1-AP

2 Publications



Basic Information

Catalog Number:

24302-1-AP

Size:

150ul, Concentration: 1200 ug/ml by Nanodrop and 620 ug/ml by Bradford method using BSA as the standard;

Source:

Rabbit

Isotype:

IgG

Immunogen Catalog Number:

AG20144

GenBank Accession Number:

BC146822

GeneID (NCBI):

56163

UNIPROT ID:

Q9BXT8

Full Name:

ring finger protein 17

Calculated MW:

1623 aa, 185 kDa

Observed MW:

184 kDa

Purification Method:

Antigen affinity purification

Recommended Dilutions:

WB 1:500-1:1000

IP 0.5-4.0 ug for 1.0-3.0 mg of total protein lysate

IHC 1:50-1:500

Applications

Tested Applications:

WB, IP, IHC, ELISA

Cited Applications:

WB, IF

Species Specificity:

human, mouse

Cited Species:

human, mouse

Positive Controls:

WB : human testis tissue,

IP : mouse testis tissue,

IHC : mouse testis tissue,

Note-IHC: suggested antigen retrieval with TE buffer pH 9.0; (*) Alternatively, antigen retrieval may be performed with citrate buffer pH 6.0

Background Information

RNF17 also termed as ring finger protein 17 is a 1623 amino acid protein, which contains 1 ring type zinc finger and 4 tudor domains. RNF17 is specifically expressed in testis. The RING finger motif presents in many ubiquitin E3 ligases. RNF17 interacts with all four members of the Mad family (Mad1, Mxi1, Mad3 and Mad4), which are basic-helix-loop-helix-leucine zipper transcription factors of the Myc oncoprotein network. RNF17 is component of the tectonic-like complex, which is required for ciliogenesis and sonic hedgehog/SHH signaling. RNF17 is able to form dimers or polymers both in vitro and in vivo, indicating that it may play a role in the assembly of RNF17 granules. RNF17 encodes a novel key regulator of spermiogenesis.

Notable Publications

Author	Pubmed ID	Journal	Application
Rui Guo	38847152	Andrology	IF
Lauren G Chukrallah	37428816	PLoS Genet	WB,IF

Storage

Storage:

Store at -20°C. Stable for one year after shipment.

Storage Buffer:

PBS with 0.02% sodium azide and 50% glycerol pH 7.3.

Aliquoting is unnecessary for -20°C storage

*** 20ul sizes contain 0.1% BSA

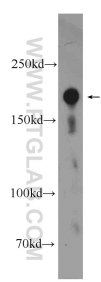
For technical support and original validation data for this product please contact:

T: 1 (888) 4PTGLAB (1-888-478-4522) (toll free in USA), or 1(312) 455-8498 (outside USA)

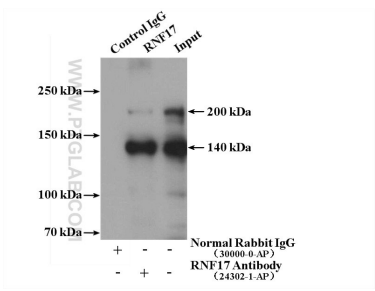
E: proteintech@ptglab.com
W: ptglab.com

This product is exclusively available under Proteintech Group brand and is not available to purchase from any other manufacturer.

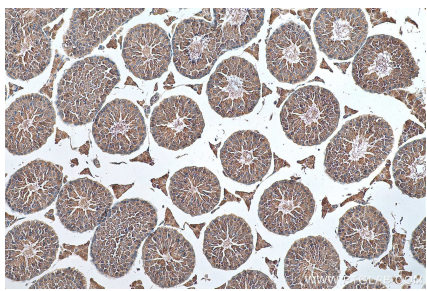
Selected Validation Data



human testis tissue were subjected to SDS PAGE followed by western blot with 24302-1-AP (RNF17 Antibody) at dilution of 1:600 incubated at room temperature for 1.5 hours.



IP result of anti-RNF17 (IP:24302-1-AP, 4ug; Detection:24302-1-AP 1:600) with mouse testis tissue lysate 4000ug.



Immunohistochemical analysis of paraffin-embedded mouse testis tissue slide using 24302-1-AP (RNF17 antibody) at dilution of 1:200 (under 10x lens). Heat mediated antigen retrieval with Tris-EDTA buffer (pH 9.0).