

For Research Use Only

# RNF145 Polyclonal antibody, PBS Only

Catalog Number: 24524-1-PBS

Featured Product



## Basic Information

**Catalog Number:**

24524-1-PBS

**Size:**

100ug, Concentration: 1 mg/ml by Nanodrop;

**Source:**

Rabbit

**Isotype:**

IgG

**Immunogen Catalog Number:**

AG21463

**GenBank Accession Number:**

BC042684

**GeneID (NCBI):**

153830

**UNIPROT ID:**

Q96MT1

**Full Name:**

ring finger protein 145

**Calculated MW:**

663 aa, 76 kDa

**Observed MW:**

76-79 kDa

**Purification Method:**

Antigen affinity purification

## Applications

**Tested Applications:**

WB, IHC, Indirect ELISA

**Species Specificity:**

human, mouse, rat

## Storage

**Storage:**

Store at -80°C.

**Storage Buffer:**

PBS Only

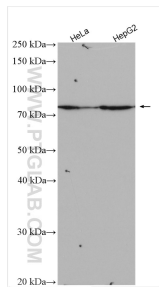
For technical support and original validation data for this product please contact:

T: 1 (888) 4PTGLAB (1-888-478-4522) (toll free in USA), or 1(312) 455-8498 (outside USA)

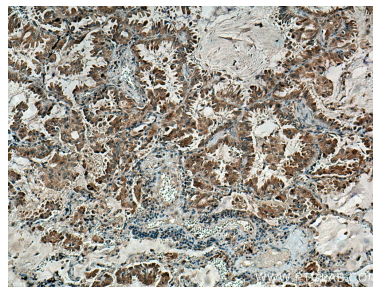
E: [proteintech@ptglab.com](mailto:proteintech@ptglab.com)  
W: [ptglab.com](http://ptglab.com)

This product is exclusively available under Proteintech Group brand and is not available to purchase from any other manufacturer.


## Selected Validation Data



Various lysates were subjected to SDS PAGE followed by western blot with 24524-1-AP (RNF145 antibody) at dilution of 1:600 incubated at room temperature for 1.5 hours. This data was developed using the same antibody clone with 24524-1-PBS in a different storage buffer formulation.



Immunohistochemical analysis of paraffin-embedded human lung cancer tissue slide using 24524-1-AP (RNF145 antibody) at dilution of 1:200 (under 10x lens). Heat mediated antigen retrieval with Tris-EDTA buffer (pH 9.0). This data was developed using the same antibody clone with 24524-1-PBS in a different storage buffer formulation.



Various lysates were subjected to SDS PAGE followed by western blot with 24524-1-AP (RNF145 antibody) at dilution of 1:1000 incubated at room temperature for 1.5 hours. This data was developed using the same antibody clone with 24524-1-PBS in a different storage buffer formulation.