

For Research Use Only

HEATR2 Polyclonal antibody

Catalog Number: 24578-1-AP

3 Publications



Basic Information

Catalog Number: 24578-1-AP	GenBank Accession Number: BC047240	Purification Method: Antigen affinity purification
Size: 150ul , Concentration: 300 ug/ml by Nanodrop and 227 ug/ml by Bradford method using BSA as the standard;	GeneID (NCBI): 54919	Recommended Dilutions: WB 1:500-1:2000
Source: Rabbit	UNIPROT ID: Q86Y56	IHC 1:50-1:500
Isotype: IgG	Full Name: HEAT repeat containing 2	IF/ICC 1:50-1:500
Immunogen Catalog Number: AG20080	Calculated MW: 855 aa, 94 kDa	
	Observed MW: 93 kDa	

Applications

Tested Applications: WB, IHC, IF/ICC, ELISA	Positive Controls: WB : HEK-293 cells,
Cited Applications: WB, IF	IHC : human stomach tissue,
Species Specificity: human	IF/ICC : HEK-293 cells,
Cited Species: human, rat	
Note-IHC: suggested antigen retrieval with TE buffer pH 9.0; (*) Alternatively, antigen retrieval may be performed with citrate buffer pH 6.0	

Background Information

HEATR2 also termed as HEAT repeat containing 2 is an 855 amino acid protein. HEATR2 is a member of a family of ten other uncharacterized HEAT-repeat-containing proteins, which contains HEAT (Huntingtin, elongation factor 3 (EF3), protein phosphatase 2A (PP2A) and the yeast PI3-kinase Tor1) repeats. HEAT repeats form rod-like helical structures that are involved in intracellular transport. HEATR2 play an important role in dynein arm transportation or assembly. HEATR2 mutation is implicated in Primary ciliary dyskinesia 18.

Notable Publications

Author	Pubmed ID	Journal	Application
Christine P Diggle	25232951	PLoS Genet	WB, IF
Yaping Liu	36276075	Front Oncol	WB
Vishal Nanavaty	32333838	Mol Cell	WB

Storage

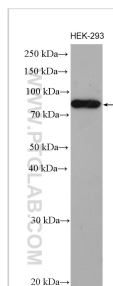
Storage:
Store at -20°C. Stable for one year after shipment.
Storage Buffer:
PBS with 0.02% sodium azide and 50% glycerol pH 7.3.
Aliquoting is unnecessary for -20°C storage

*** 20ul sizes contain 0.1% BSA

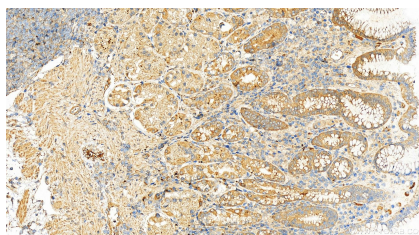
For technical support and original validation data for this product please contact:
T: 1 (888) 4PTGLAB (1-888-478-4522) (toll free in USA), or 1(312) 455-8498 (outside USA)
E: proteintech@ptglab.com
W: ptglab.com

This product is exclusively available under Proteintech Group brand and is not available to purchase from any other manufacturer.

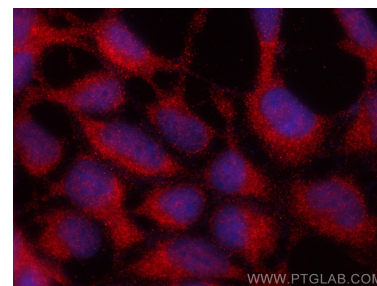
Selected Validation Data



HEK-293 cells were subjected to SDS PAGE followed by western blot with 24578-1-AP (HEATR2 antibody) at dilution of 1:1000 incubated at room temperature for 1.5 hours.



Immunohistochemical analysis of paraffin-embedded human stomach tissue slide using 24578-1-AP (HEATR2 antibody) at dilution of 1:200 (under 20x lens). Heat mediated antigen retrieval with Tris-EDTA buffer (pH 9.0).



Immunofluorescent analysis of (-20°C Ethanol) fixed HEK-293 cells using HEATR2 antibody (24578-1-AP) at dilution of 1:200 and CoraLite®594-Conjugated Goat Anti-Rabbit IgG(H+L) (SA00013-4).