

For Research Use Only

# FOXRED1 Polyclonal antibody

Catalog Number: 24595-1-AP

Featured Product

4 Publications



## Basic Information

### Catalog Number:

24595-1-AP

### Size:

150ul, Concentration: 600 ug/ml by Nanodrop and 400 ug/ml by Bradford method using BSA as the standard;

### Source:

Rabbit

### Isotype:

IgG

### Immunogen Catalog Number:

AG20138

### GenBank Accession Number:

BC013902

### GeneID (NCBI):

55572

### UNIPROT ID:

Q96CU9

### Full Name:

FAD-dependent oxidoreductase domain containing 1

### Calculated MW:

486 aa, 54 kDa

### Observed MW:

30 kDa, 50 kDa

### Purification Method:

Antigen affinity purification

### Recommended Dilutions:

WB 1:200-1:1000

IHC 1:100-1:400

## Applications

### Tested Applications:

WB, IHC, ELISA

### Cited Applications:

WB

### Species Specificity:

human

### Cited Species:

human

### Positive Controls:

WB : HeLa cells, HepG2 cells

IHC : human ovary tumor tissue,

**Note-IHC: suggested antigen retrieval with TE buffer pH 9.0; (\*) Alternatively, antigen retrieval may be performed with citrate buffer pH 6.0**

## Notable Publications

Author	Pubmed ID	Journal	Application
Olga Zurita Rendón	27215383	Mol Cell Biol	WB
Sofia Barbosa-Gouveia	31434271	J Clin Med	WB
Hezhi Fang	33852835	Cell Rep	WB

## Storage

### Storage:

Store at -20°C. Stable for one year after shipment.

### Storage Buffer:

PBS with 0.02% sodium azide and 50% glycerol pH 7.3.

Aliquoting is unnecessary for -20°C storage

\*\*\* 20ul sizes contain 0.1% BSA

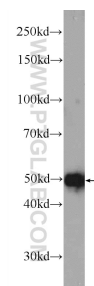
For technical support and original validation data for this product please contact:

T: 1 (888) 4PTGLAB (1-888-478-4522) (toll free in USA), or 1(312) 455-8498 (outside USA)

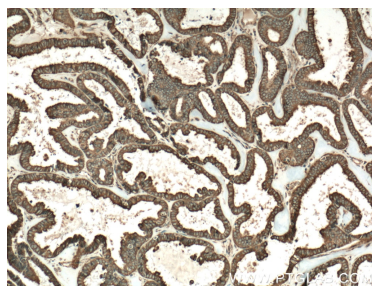
E: [proteintech@ptglab.com](mailto:proteintech@ptglab.com)  
W: [ptglab.com](http://ptglab.com)

This product is exclusively available under Proteintech Group brand and is not available to purchase from any other manufacturer.

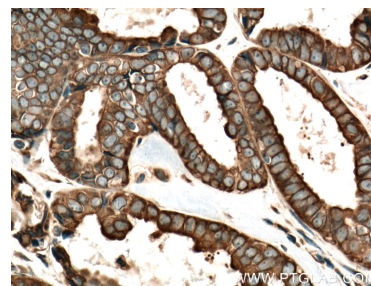
## Selected Validation Data



HeLa cells were subjected to SDS PAGE followed by western blot with 24595-1-AP (FOXRED1 Antibody) at dilution of 1:300 incubated at room temperature for 1.5 hours.



Immunohistochemical analysis of paraffin-embedded human ovary tumor tissue slide using 24595-1-AP (FOXRED1 Antibody) at dilution of 1:200 (under 10x lens). Heat mediated antigen retrieval with Tris-EDTA buffer (pH 9.0).



Immunohistochemical analysis of paraffin-embedded human ovary tumor tissue slide using 24595-1-AP (FOXRED1 Antibody) at dilution of 1:200 (under 40x lens). Heat mediated antigen retrieval with Tris-EDTA buffer (pH 9.0).