

For Research Use Only

ATP13A5 Polyclonal antibody

Catalog Number: 24676-1-AP



Basic Information

Catalog Number: 24676-1-AP	GenBank Accession Number: BC156652	Purification Method: Antigen affinity purification
Size: 150ul , Concentration: 400 ug/ml by Nanodrop;	GeneID (NCBI): 344905	Recommended Dilutions: IHC: 1:50-1:500 IF-P: 1:50-1:500
Source: Rabbit	UNIPROT ID: Q4VNC0	
Isotype: IgG	Full Name: ATPase type 13A5	
Immunogen Catalog Number: AG20337	Calculated MW: 1218 aa, 137 kDa	

Applications

Tested Applications: IHC, IF-P, ELISA	Positive Controls: IHC : mouse kidney tissue, mouse brain tissue IF-P : rat brain tissue,
Species Specificity: human, mouse, rat	
Note-IHC: suggested antigen retrieval with TE buffer pH 9.0; (*) Alternatively, antigen retrieval may be performed with citrate buffer pH 6.0	

Background Information

ATP13A5 is a member of the P5 subfamily of P-type transport ATPases. ATP13A5 functions within the intracellular membrane system and is mainly responsible for maintaining the ionic homeostasis and phospholipid balance of the intracellular membrane system.

Storage

Storage:
Store at -20°C. Stable for one year after shipment.
Storage Buffer:
PBS with 0.02% sodium azide and 50% glycerol, pH7.3
Aliquoting is unnecessary for -20°C storage

*** 20ul sizes contain 0.1% BSA

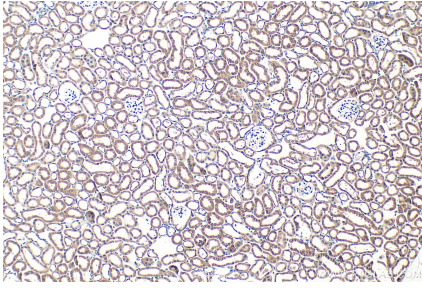
For technical support and original validation data for this product please contact:

T: 1 (888) 4PTGLAB (1-888-478-4522) (toll free in USA), or 1(312) 455-8498 (outside USA)

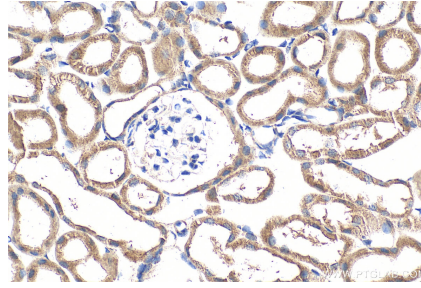
E: proteintech@ptglab.com
W: ptglab.com

This product is exclusively available under Proteintech Group brand and is not available to purchase from any other manufacturer.

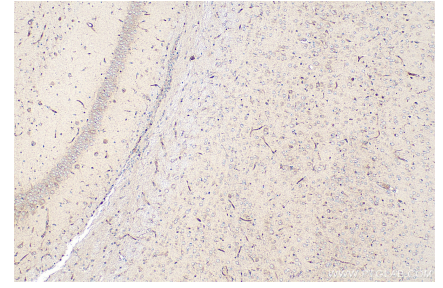
Selected Validation Data



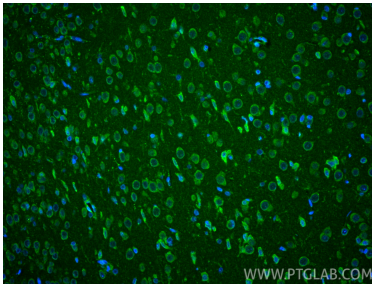
Immunohistochemical analysis of paraffin-embedded mouse kidney tissue slide using 24676-1-AP (ATP13A5 antibody) at dilution of 1:200 (under 10x lens). Heat mediated antigen retrieval with Tris-EDTA buffer (pH 9.0).



Immunohistochemical analysis of paraffin-embedded mouse kidney tissue slide using 24676-1-AP (ATP13A5 antibody) at dilution of 1:200 (under 40x lens). Heat mediated antigen retrieval with Tris-EDTA buffer (pH 9.0).



Immunohistochemical analysis of paraffin-embedded mouse brain tissue slide using 24676-1-AP (ATP13A5 antibody) at dilution of 1:200 (under 10x lens). Heat mediated antigen retrieval with Tris-EDTA buffer (pH 9.0).



Immunofluorescent analysis of (4% PFA) fixed paraffin-embedded rat brain tissue using ATP13A5 antibody (24676-1-AP) at dilution of 1:200 and CoraLite®488-Conjugated Goat Anti-Rabbit and CoraLite®488-Conjugated Goat Anti-Rabbit IgG(H+L) (SA00013-2). Heat mediated antigen retrieval with Tris-EDTA buffer (pH 9.0).