

For Research Use Only

SPRR1A Polyclonal antibody

Catalog Number: 24680-1-AP



Basic Information

Catalog Number: 24680-1-AP	GenBank Accession Number: BC105081	Purification Method: Antigen affinity purification
Size: 150ul , Concentration: 450 µg/ml by Nanodrop and 160 µg/ml by Bradford method using BSA as the standard;	GeneID (NCBI): 6698	Recommended Dilutions: IHC 1:200-1:800
Source: Rabbit	Full Name: small proline-rich protein 1A	
Isotype: IgG	Calculated MW: 89 aa, 10 kDa	
Immunogen Catalog Number: AG19280		

Applications

Tested Applications: IHC, ELISA	Positive Controls: IHC : human oesophagus cancer tissue,
Species Specificity: human	
Note-IHC: suggested antigen retrieval with TE buffer pH 9.0; (*) Alternatively, antigen retrieval may be performed with citrate buffer pH 6.0	

Background Information

Storage

Storage:
Store at -20°C. Stable for one year after shipment.
Storage Buffer:
PBS with 0.02% sodium azide and 50% glycerol pH 7.3.
Aliquoting is unnecessary for -20°C storage

*** 20ul sizes contain 0.1% BSA

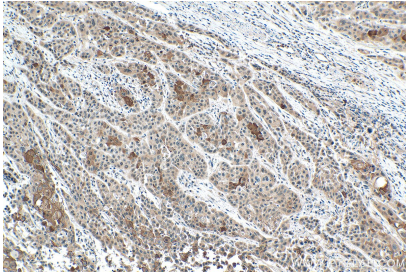
For technical support and original validation data for this product please contact:

T: 1 (888) 4PTGLAB (1-888-478-4522) (toll free in USA), or 1(312) 455-8498 (outside USA)

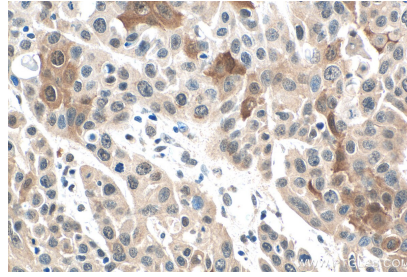
E: proteintech@ptglab.com
W: ptglab.com

This product is exclusively available under Proteintech Group brand and is not available to purchase from any other manufacturer.

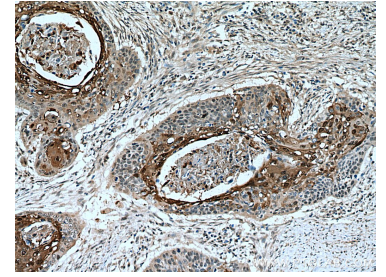
Selected Validation Data



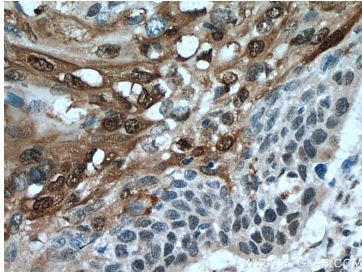
Immunohistochemical analysis of paraffin-embedded human oesophagus cancer tissue slide using 24680-1-AP (SPRR1A antibody) at dilution of 1:400 (under 10x lens). Heat mediated antigen retrieval with Tris-EDTA buffer (pH 9.0).



Immunohistochemical analysis of paraffin-embedded human oesophagus cancer tissue slide using 24680-1-AP (SPRR1A antibody) at dilution of 1:400 (under 40x lens). Heat mediated antigen retrieval with Tris-EDTA buffer (pH 9.0).



Immunohistochemical analysis of paraffin-embedded human oesophagus cancer tissue slide using 24680-1-AP (SPRR1A antibody) at dilution of 1:200 (under 10x lens). Heat mediated antigen retrieval with Tris-EDTA buffer (pH 9.0).



Immunohistochemical analysis of paraffin-embedded human oesophagus cancer tissue slide using 24680-1-AP (SPRR1A antibody) at dilution of 1:200 (under 40x lens). Heat mediated antigen retrieval with Tris-EDTA buffer (pH 9.0).