

For Research Use Only

YEATS2 Polyclonal antibody

Catalog Number: 24717-1-AP

Featured Product

8 Publications



Basic Information

Catalog Number:

24717-1-AP

Size:

150ul, Concentration: 800 ug/ml by Nanodrop;

Source:

Rabbit

Isotype:

IgG

Immunogen Catalog Number:

AG20134

GenBank Accession Number:

BC150273

GeneID (NCBI):

55689

UNIPROT ID:

Q9ULM3

Full Name:

YEATS domain containing 2

Calculated MW:

1422 aa, 151 kDa

Observed MW:

151 kDa

Purification Method:

Antigen affinity purification

Recommended Dilutions:

WB 1:200-1:1000

IP 0.5-4.0 ug for 1.0-3.0 mg of total protein lysate

IHC 1:20-1:200

Applications

Tested Applications:

WB, IP, IHC, ELISA

Cited Applications:

WB, IHC, IP

Species Specificity:

human

Cited Species:

human, mouse

Positive Controls:

WB : Jurkat cells,

IP : Jurkat cells,

IHC : human cervical cancer tissue,

Note-IHC: suggested antigen retrieval with TE buffer pH 9.0; (*) Alternatively, antigen retrieval may be performed with citrate buffer pH 6.0

Background Information

YEATS domain containing 2 (YEATS2) protein is a scaffolding subunit of the ATAC complex. Studies have shown that YEATS2 is a selective histone crotonylation reader and is related to histone acetylation. In addition, YEATS2 is associated with the progression of various tumors. Overexpression of YEATS2 promotes the proliferation and migration of pancreatic cancer cells. YEATS2 has been reported to be associated with the progression of non-small-cell lung cancer through histone acetylation.

Notable Publications

Author	Pubmed ID	Journal	Application
Hao Sheng	34686948	Cell Biol Toxicol	WB,IHC,IP
Wenyi Mi	29057918	Nat Commun	WB
Yiyi Xi	35210398	Signal Transduct Target Ther	WB

Storage

Storage:

Store at -20°C. Stable for one year after shipment.

Storage Buffer:

PBS with 0.02% sodium azide and 50% glycerol pH 7.3.

Aliquoting is unnecessary for -20°C storage

*** 20ul sizes contain 0.1% BSA

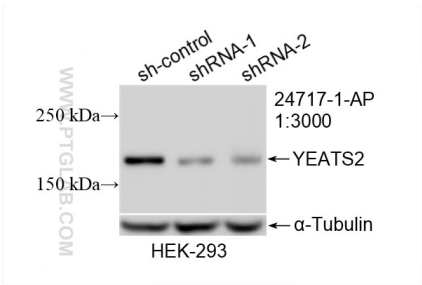
For technical support and original validation data for this product please contact:

T: 1 (888) 4PTGLAB (1-888-478-4522) (toll free in USA), or 1(312) 455-8498 (outside USA)

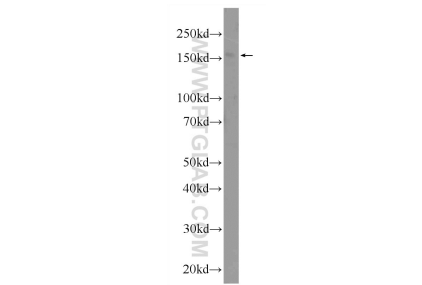
E: proteintech@ptglab.com
W: ptglab.com

This product is exclusively available under Proteintech Group brand and is not available to purchase from any other manufacturer.

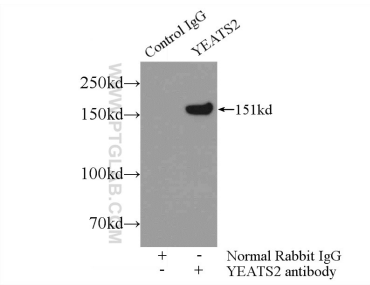
Selected Validation Data



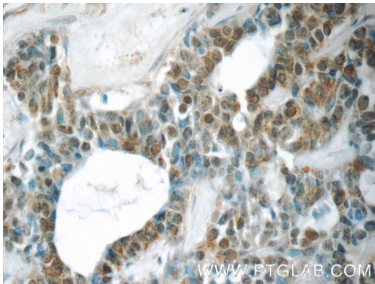
WB result of YEATS2 antibody (24717-1-AP; 1:3000; incubated at room temperature for 1.5 hours) with sh-Control and sh-YEATS2 transfected HEK-293 cells.



Jurkat cells were subjected to SDS PAGE followed by western blot with 24717-1-AP (YEATS2 Antibody) at dilution of 1:300 incubated at room temperature for 1.5 hours.



IP result of anti-YEATS2 (IP:24717-1-AP, 5ug; Detection:24717-1-AP 1:300) with Jurkat cells lysate 2000ug.



Immunohistochemical analysis of paraffin-embedded human cervical cancer tissue slide using 24717-1-AP (YEATS2 Antibody) at dilution of 1:50 (under 40x lens).