

For Research Use Only

FAM8A1 Polyclonal antibody

Catalog Number: 24746-1-AP

2 Publications



Basic Information

Catalog Number:

24746-1-AP

Size:

150ul, Concentration: 950 ug/ml by Nanodrop and 380 ug/ml by Bradford method using BSA as the standard;

Source:

Rabbit

Isotype:

IgG

Immunogen Catalog Number:

AG20476

GenBank Accession Number:

BC047881

GeneID (NCBI):

51439

UNIPROT ID:

Q9UBU6

Full Name:

family with sequence similarity 8, member A1

Calculated MW:

413 aa, 44 kDa

Observed MW:

44 kDa

Purification Method:

Antigen affinity purification

Recommended Dilutions:

WB 1:500-1:2000

IHC 1:50-1:500

Applications

Tested Applications:

WB, IHC, ELISA

Cited Applications:

WB

Species Specificity:

human, mouse

Cited Species:

human

Note-IHC: suggested antigen retrieval with TE buffer pH 9.0; (*) Alternatively, antigen retrieval may be performed with citrate buffer pH 6.0

Positive Controls:

WB : HEK-293 cells, mouse kidney tissue

IHC : mouse testis tissue,

Notable Publications

Author	Pubmed ID	Journal	Application
Liangguang Leo Lin	38365914	Nat Commun	WB
Huilun Helen Wang	37943610	J Clin Invest	WB

Storage

Storage:

Store at -20°C. Stable for one year after shipment.

Storage Buffer:

PBS with 0.02% sodium azide and 50% glycerol pH 7.3.

Aliquoting is unnecessary for -20°C storage

*** 20ul sizes contain 0.1% BSA


For technical support and original validation data for this product please contact:

T: 1 (888) 4PTGLAB (1-888-478-4522) (toll free in USA), or 1(312) 455-8498 (outside USA)

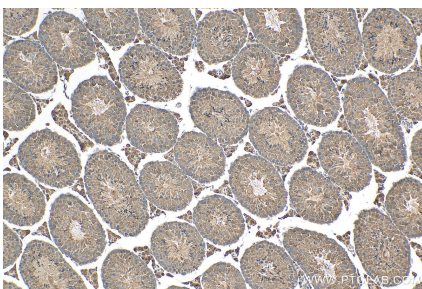
E: proteintech@ptglab.com
W: ptglab.com

This product is exclusively available under Proteintech Group brand and is not available to purchase from any other manufacturer.

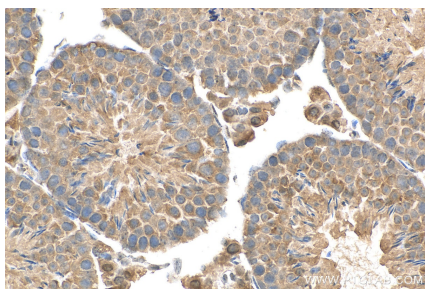
Selected Validation Data



HEK-293 cells were subjected to SDS PAGE followed by western blot with 24746-1-AP (FAM8A1 Antibody) at dilution of 1:1000 incubated at room temperature for 1.5 hours.



Immunohistochemical analysis of paraffin-embedded mouse testis tissue slide using 24746-1-AP (FAM8A1 antibody) at dilution of 1:200 (under 10x lens). Heat mediated antigen retrieval with Tris-EDTA buffer (pH 9.0).



Immunohistochemical analysis of paraffin-embedded mouse testis tissue slide using 24746-1-AP (FAM8A1 antibody) at dilution of 1:200 (under 40x lens). Heat mediated antigen retrieval with Tris-EDTA buffer (pH 9.0).