

For Research Use Only

SCCPDH Polyclonal antibody, PBS Only

Catalog Number: 24941-1-PBS



Basic Information

Catalog Number:

24941-1-PBS

Size:

100ug, Concentration: 1 mg/ml by Nanodrop;

Source:

Rabbit

Isotype:

IgG

Immunogen Catalog Number:

AG11551

GenBank Accession Number:

BC026185

GeneID (NCBI):

51097

UNIPROT ID:

Q8NBX0

Full Name:

saccharopine dehydrogenase (putative)

Calculated MW:

429 aa, 47 kDa

Observed MW:

40-47 kDa

Purification Method:

Antigen affinity purification

Applications

Tested Applications:

WB, IHC, IF/ICC, IP, Indirect ELISA

Species Specificity:

human, rat

Storage

Storage:

Store at -80°C.

Storage Buffer:

PBS only, pH7.3

For technical support and original validation data for this product please contact:


T: 1 (888) 4PTGLAB (1-888-478-4522) (toll free in USA), or 1(312) 455-8498 (outside USA)

E: proteintech@ptglab.com

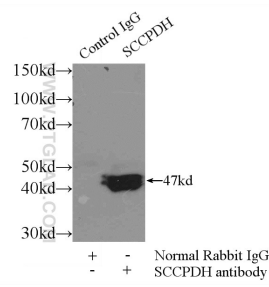
W: ptglab.com

This product is exclusively available under Proteintech Group brand and is not available to purchase from any other manufacturer.

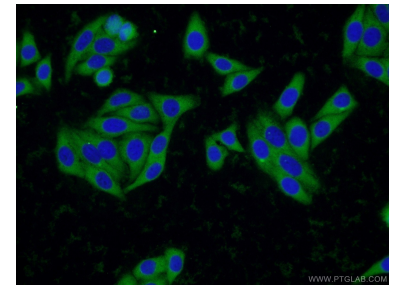
Selected Validation Data



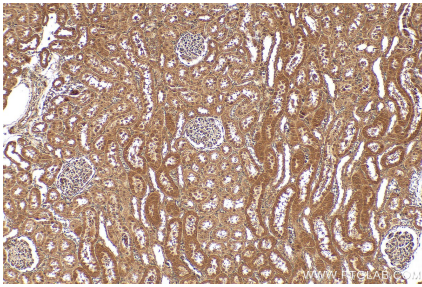
COLO 320 cells were subjected to SDS PAGE followed by western blot with 24941-1-AP (SCCPDH Antibody) at dilution of 1:1000 incubated at room temperature for 1.5 hours. This data was developed using the same antibody clone with 24941-1-PBS in a different storage buffer formulation.



IP result of anti-SCCPDH (IP:24941-1-AP, 3ug; Detection:24941-1-AP 1:300) with COLO 320 cells lysate 1700ug. This data was developed using the same antibody clone with 24941-1-PBS in a different storage buffer formulation.



Immunofluorescent analysis of HepG2 cells using 24941-1-AP (SCCPDH antibody) at dilution of 1:50 and Alexa Fluor 488-conjugated AffiniPure Goat Anti-Rabbit IgG(H+L). This data was developed using the same antibody clone with 24941-1-PBS in a different storage buffer formulation.



Immunohistochemical analysis of paraffin-embedded rat kidney tissue slide using 24941-1-AP (SCCPDH antibody) at dilution of 1:200 (under 10x lens). Heat mediated antigen retrieval with Tris-EDTA buffer (pH 9.0). This data was developed using the same antibody clone with 24941-1-PBS in a different storage buffer formulation.