

For Research Use Only

# COMMD8 Polyclonal antibody, PBS Only

Catalog Number: 25237-1-PBS



## Basic Information

Catalog Number:

25237-1-PBS

Size:

100ug, Concentration: 1 mg/ml by Nanodrop;

Source:

Rabbit

Isotype:

IgG

Immunogen Catalog Number:

AG18712

GenBank Accession Number:

BC008371

GeneID (NCBI):

54951

UNIPROT ID:

Q9NX08

Full Name:

COMM domain containing 8

Calculated MW:

183 aa, 21 kDa

Observed MW:

21 kDa

Purification Method:

Antigen affinity purification

## Applications

Tested Applications:

WB, IHC, IF/ICC, Indirect ELISA

Species Specificity:

human

## Storage

Storage:

Store at -80°C.

Storage Buffer:

PBS only, pH7.3


For technical support and original validation data for this product please contact:

T: 1 (888) 4PTGLAB (1-888-478-4522) (toll free in USA), or 1(312) 455-8498 (outside USA)

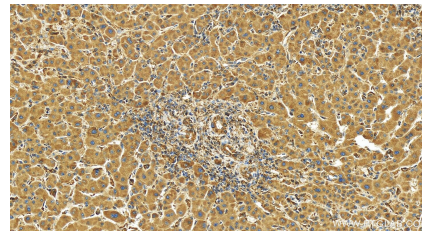
E: [proteintech@ptglab.com](mailto:proteintech@ptglab.com)  
W: [ptglab.com](http://ptglab.com)

This product is exclusively available under Proteintech Group brand and is not available to purchase from any other manufacturer.

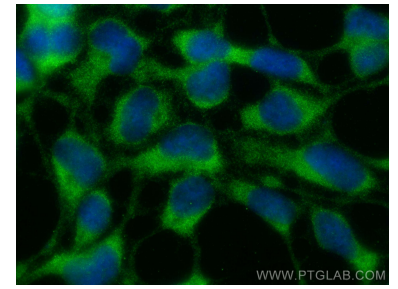
## Selected Validation Data



HEK-293 cells were subjected to SDS PAGE followed by western blot with 25237-1-AP (COMMD8 Antibody) at dilution of 1:600 incubated at room temperature for 1.5 hours. This data was developed using the same antibody clone with 25237-1-PBS in a different storage buffer formulation.



Immunohistochemical analysis of paraffin-embedded human intrahepatic cholangiocarcinoma tissue slide using 25237-1-AP (COMMD8 antibody) at dilution of 1:100 (under 20x lens). Heat mediated antigen retrieval with Tris-EDTA buffer (pH 9.0). This data was developed using the same antibody clone with 25237-1-PBS in a different storage buffer formulation.



Immunofluorescent analysis of (-20°C Ethanol) fixed HEK-293 cells using COMMD8 antibody (25237-1-AP) at dilution of 1:200 and Multi-rAb CoraLite® Plus 488-Goat Anti-Rabbit Recombinant Secondary Antibody (H+L) (RGAR002). This data was developed using the same antibody clone with 25237-1-PBS in a different storage buffer formulation.