

For Research Use Only

# TMTC4 Polyclonal antibody

Catalog Number: 25374-1-AP



## Basic Information

Catalog Number:

25374-1-AP

Size:

150ul, Concentration: 900 ug/ml by Nanodrop;

Source:

Rabbit

Isotype:

IgG

Immunogen Catalog Number:

AG21919

GenBank Accession Number:

BC018707

GeneID (NCBI):

84899

UNIPROT ID:

Q5T4D3

Full Name:

transmembrane and tetratricopeptide repeat containing 4

Calculated MW:

741 aa, 83 kDa

Observed MW:

83-90 kDa

Purification Method:

Antigen affinity purification

Recommended Dilutions:

IHC 1:50-1:500

IF/ICC 1:200-1:800

## Applications

Tested Applications:

IHC, IF/ICC, ELISA

Species Specificity:

human, mouse

**Note-IHC: suggested antigen retrieval with TE buffer pH 9.0; (\*) Alternatively, antigen retrieval may be performed with citrate buffer pH 6.0**

Positive Controls:

IHC : mouse brain tissue,

IF/ICC : U2OS cells,

## Storage

Storage:

Store at -20°C. Stable for one year after shipment.

Storage Buffer:

PBS with 0.02% sodium azide and 50% glycerol pH 7.3.

Aliquoting is unnecessary for -20°C storage

\*\*\* 20ul sizes contain 0.1% BSA

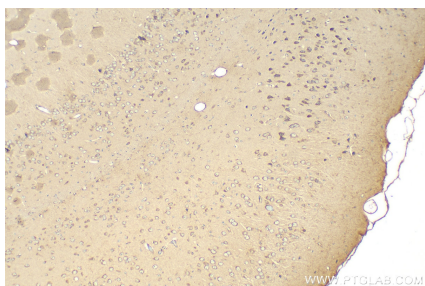
For technical support and original validation data for this product please contact:

T: 1 (888) 4PTGLAB (1-888-478-4522) (toll free in USA), or 1(312) 455-8498 (outside USA)

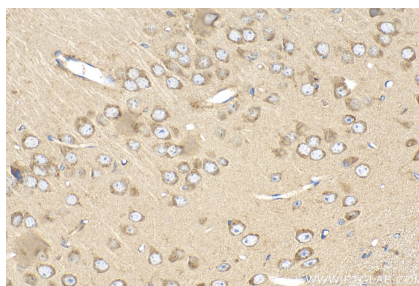
E: [proteintech@ptglab.com](mailto:proteintech@ptglab.com)  
W: [ptglab.com](http://ptglab.com)

This product is exclusively available under Proteintech Group brand and is not available to purchase from any other manufacturer.

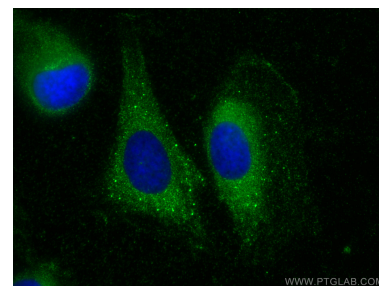
## Selected Validation Data



Immunohistochemical analysis of paraffin-embedded mouse brain tissue slide using 25374-1-AP (TMTC4 antibody) at dilution of 1:200 (under 10x lens). Heat mediated antigen retrieval with Tris-EDTA buffer (pH 9.0).



Immunohistochemical analysis of paraffin-embedded mouse brain tissue slide using 25374-1-AP (TMTC4 antibody) at dilution of 1:200 (under 40x lens). Heat mediated antigen retrieval with Tris-EDTA buffer (pH 9.0).



Immunofluorescent analysis of (-20°C Methanol) fixed U2OS cells using TMTC4 antibody (25374-1-AP) at dilution of 1:400 and CoraLite®488-Conjugated Goat Anti-Rabbit IgG(H+L).