

For Research Use Only

ZNF101 Polyclonal antibody, PBS Only

Catalog Number: 25599-1-PBS



Basic Information

Catalog Number:

25599-1-PBS

Size:

100ug, Concentration: 1 mg/ml by Nanodrop;

Source:

Rabbit

Isotype:

IgG

Immunogen Catalog Number:

AG22390

GenBank Accession Number:

BC119680

GeneID (NCBI):

94039

UNIPROT ID:

Q8IZC7

Full Name:

zinc finger protein 101

Calculated MW:

436 aa, 50 kDa

Observed MW:

50-60 kDa

Purification Method:

Antigen affinity purification

Applications

Tested Applications:

WB, IHC, IF/ICC, Indirect ELISA

Species Specificity:

human

Storage

Storage:

Store at -80°C.

Storage Buffer:

PBS Only

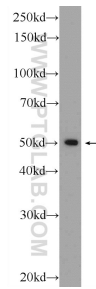
For technical support and original validation data for this product please contact:

T: 1 (888) 4PTGLAB (1-888-478-4522) (toll free in USA), or 1(312) 455-8498 (outside USA)

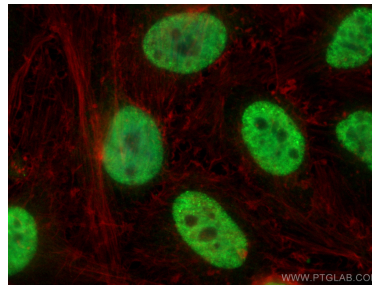
E: proteintech@ptglab.com
W: ptglab.com

This product is exclusively available under Proteintech Group brand and is not available to purchase from any other manufacturer.

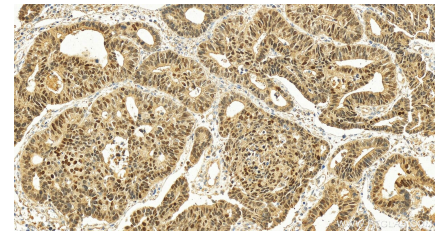
Selected Validation Data



HepG2 cells were subjected to SDS PAGE followed by western blot with 25599-1-AP (ZNF101 Antibody) at dilution of 1:600 incubated at room temperature for 1.5 hours. This data was developed using the same antibody clone with 25599-1-PBS in a different storage buffer formulation.



Immunofluorescent analysis of (4% PFA) fixed HeLa cells using ZNF101 antibody (25599-1-AP) at dilution of 1:600 and CoraLite@488-Conjugated AffiniPure Goat Anti-Rabbit IgG(H+L) (SA00013-2), CL594-Phalloidin (red). This data was developed using the same antibody clone with 25599-1-PBS in a different storage buffer formulation.



Immunohistochemical analysis of paraffin-embedded human stomach cancer tissue slide using 25599-1-AP (ZNF101 antibody) at dilution of 1:200 (under 20x lens). Heat mediated antigen retrieval with Tris-EDTA buffer (pH 9.0). This data was developed using the same antibody clone with 25599-1-PBS in a different storage buffer formulation.