

For Research Use Only

# NDUFAF3 Polyclonal antibody, PBS Only

Catalog Number: 25621-1-PBS



## Basic Information

Catalog Number:

25621-1-PBS

Size:

100ug, Concentration: 1 mg/ml by Nanodrop;

Source:

Rabbit

Isotype:

IgG

Immunogen Catalog Number:

AG22514

GenBank Accession Number:

BC002873

GeneID (NCBI):

25915

UNIPROT ID:

Q9BU61

Full Name:

NADH dehydrogenase (ubiquinone) 1 alpha subcomplex, assembly factor 3

Calculated MW:

184 aa, 20 kDa

Observed MW:

17 kDa

Purification Method:

Antigen affinity purification

## Applications

Tested Applications:

WB, IHC, IF/ICC, Indirect ELISA

Species Specificity:

human

## Background Information

NDUFAF3 has been assigned to be an assembly factor of the Q-module because it physically associates with Q-module subassemblies during complex I biogenesis (PMID: 27986404).

## Storage

Storage:

Store at -80°C.

Storage Buffer:

PBS Only


For technical support and original validation data for this product please contact:

T: 1 (888) 4PTGLAB (1-888-478-4522) (toll free in USA), or 1(312) 455-8498 (outside USA)

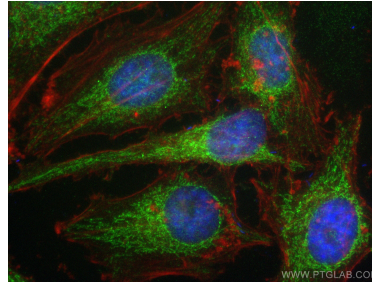
E: [proteintech@ptglab.com](mailto:proteintech@ptglab.com)  
W: [ptglab.com](http://ptglab.com)

This product is exclusively available under Proteintech Group brand and is not available to purchase from any other manufacturer.

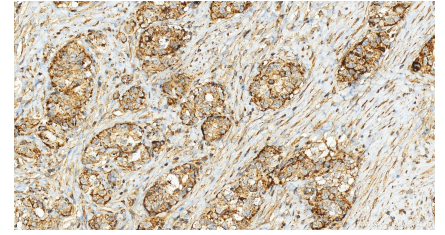
## Selected Validation Data



Various lysates were subjected to SDS PAGE followed by western blot with 25621-1-AP (NDUFAF3 antibody) at dilution of 1:1000 incubated at room temperature for 1.5 hours. This data was developed using the same antibody clone with 25621-1-PBS in a different storage buffer formulation.



Immunofluorescent analysis of (4% PFA) fixed HeLa cells using NDUFAF3 antibody (25621-1-AP) at dilution of 1:200 and CoraLite® 488-Conjugated AffiniPure Goat Anti-Rabbit IgG(H+L) (SA00013-2), CL594-Phalloidin (red). This data was developed using the same antibody clone with 25621-1-PBS in a different storage buffer formulation.



Immunohistochemical analysis of paraffin-embedded human ovary cancer tissue slide using 25621-1-AP (NDUFAF3 antibody) at dilution of 1:200 (under 20x lens). Heat mediated antigen retrieval with Tris-EDTA buffer (pH 9.0). This data was developed using the same antibody clone with 25621-1-PBS in a different storage buffer formulation.