

For Research Use Only

UACA Polyclonal antibody, PBS Only

Catalog Number: 25654-1-PBS



Basic Information

Catalog Number:

25654-1-PBS

Size:

100ug , Concentration: 1 mg/ml by Nanodrop;

Source:

Rabbit

Isotype:

IgG

Immunogen Catalog Number:

AG22438

GenBank Accession Number:

BC113407

GeneID (NCBI):

55075

UNIPROT ID:

Q9BZF9

Full Name:

uveal autoantigen with coiled-coil domains and ankyrin repeats

Calculated MW:

1416 aa, 163 kDa

Observed MW:

163 kDa

Purification Method:

Antigen affinity purification

Applications

Tested Applications:

WB, IHC, IF/ICC, Indirect ELISA

Species Specificity:

human, mouse

Storage

Storage:

Store at -80°C.

Storage Buffer:

PBS only

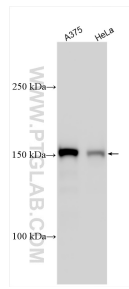
For technical support and original validation data for this product please contact:

T: 1 (888) 4PTGLAB (1-888-478-4522) (toll free in USA), or 1(312) 455-8498 (outside USA)

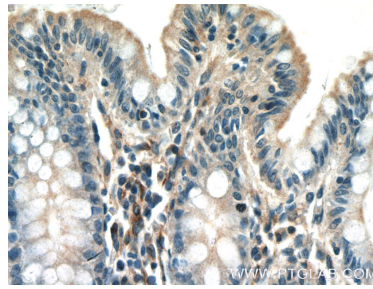
E: proteintech@ptglab.com
W: ptglab.com

This product is exclusively available under Proteintech Group brand and is not available to purchase from any other manufacturer.

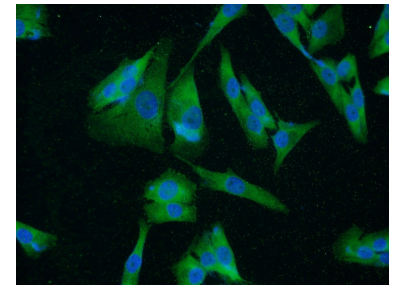
Selected Validation Data



Various lysates were subjected to SDS PAGE followed by western blot with 25654-1-AP (UACA antibody) at dilution of 1:6000 incubated at room temperature for 1.5 hours. This data was developed using the same antibody clone with 25654-1-PBS in a different storage buffer formulation.



Immunohistochemical analysis of paraffin-embedded human colon tissue slide using 25654-1-AP (UACA antibody) at dilution of 1:200 (under 40x lens). This data was developed using the same antibody clone with 25654-1-PBS in a different storage buffer formulation.



Immunofluorescent analysis of A375 cells using 25654-1-AP (UACA antibody) at dilution of 1:50 and Alexa Fluor 488-conjugated AffiniPure Goat Anti-Rabbit IgG(H+L). This data was developed using the same antibody clone with 25654-1-PBS in a different storage buffer formulation.