

For Research Use Only

humanin Polyclonal antibody

Catalog Number: 25885-1-AP



Basic Information

Catalog Number:

25885-1-AP

GenBank Accession Number:

NC_012920

Purification Method:

Antigen affinity purification

Size:

150ul , Concentration: 700 ug/ml by Nanodrop and 413 ug/ml by Bradford method using BSA as the standard;

GeneID (NCBI):

4550

Recommended Dilutions:

IHC 1:20-1:200

Source:

Rabbit

Full Name:

L-rRNA

Isotype:

IgG

Applications

Tested Applications:

IHC, ELISA

Positive Controls:

IHC : human small intestine tissue, human heart tissue

Species Specificity:

human

Note-IHC: suggested antigen retrieval with TE buffer pH 9.0; (*) Alternatively, antigen retrieval may be performed with citrate buffer pH 6.0

Background Information

Humanin, also named as MT-RNR2, is a mitochondrial peptide. It plays a role as a neuroprotective factor. It protects against death induced by multiple different familial Alzheimer disease genes and beta amyloid proteins in Alzheimer disease. Humanin reduces the aggregation and fibrillary formation by suppressing the effect of APP on mononuclear phagocytes and acts by competitively inhibiting the access of FPRL1 to APP.

Storage

Storage:

Store at -20°C. Stable for one year after shipment.

Storage Buffer:

PBS with 0.02% sodium azide and 50% glycerol pH 7.3.

Aliquoting is unnecessary for -20°C storage

*** 20ul sizes contain 0.1% BSA

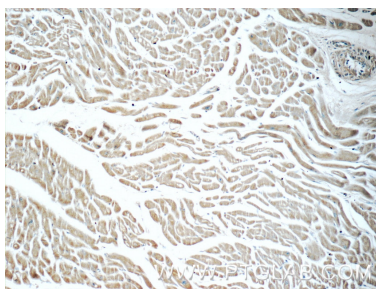
For technical support and original validation data for this product please contact:

T: 1 (888) 4PTGLAB (1-888-478-4522) (toll free in USA), or 1(312) 455-8498 (outside USA)

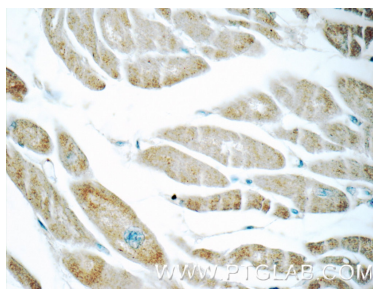
E: proteintech@ptglab.com
W: ptglab.com

This product is exclusively available under Proteintech Group brand and is not available to purchase from any other manufacturer.

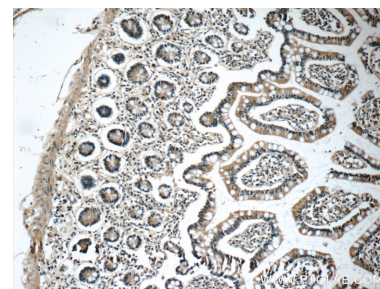
Selected Validation Data



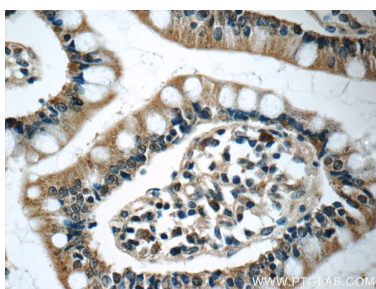
Immunohistochemical analysis of paraffin-embedded human heart tissue slide using 25885-1-AP (humanin Antibody) at dilution of 1:50 (under 10x lens).



Immunohistochemical analysis of paraffin-embedded human heart tissue slide using 25885-1-AP (humanin Antibody) at dilution of 1:50 (under 40x lens).



Immunohistochemical analysis of paraffin-embedded human small intestine tissue slide using 25885-1-AP (humanin Antibody) at dilution of 1:50 (under 10x lens).



Immunohistochemical analysis of paraffin-embedded human small intestine tissue slide using 25885-1-AP (humanin Antibody) at dilution of 1:50 (under 40x lens).