

For Research Use Only

RNF128 Polyclonal antibody, PBS Only

Catalog Number: 26015-1-PBS

Featured Product



Basic Information

Catalog Number:

26015-1-PBS

Size:

100ug, Concentration: 1 mg/ml by Nanodrop;

Source:

Rabbit

Isotype:

IgG

Immunogen Catalog Number:

AG22834

GenBank Accession Number:

BC063404

GeneID (NCBI):

79589

UNIPROT ID:

Q8TEB7

Full Name:

ring finger protein 128

Calculated MW:

428 aa, 47 kDa

Observed MW:

40-47 kDa, 66-70 kDa

Purification Method:

Antigen affinity purification

Applications

Tested Applications:

WB, IHC, Indirect ELISA

Species Specificity:

human, mouse, rat

Storage

Storage:

Store at -80°C.

Storage Buffer:

PBS only, pH7.3

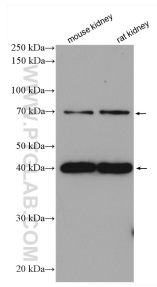
For technical support and original validation data for this product please contact:

T: 1 (888) 4PTGLAB (1-888-478-4522) (toll free in USA), or 1(312) 455-8498 (outside USA)

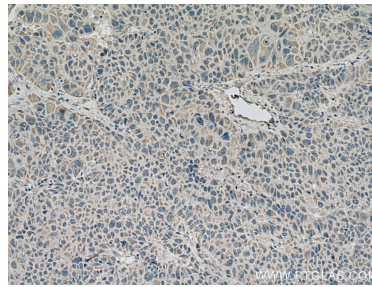
E: proteintech@ptglab.com
W: ptglab.com

This product is exclusively available under Proteintech Group brand and is not available to purchase from any other manufacturer.

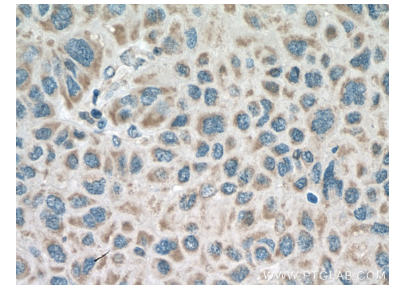
Selected Validation Data



Various lysates were subjected to SDS PAGE followed by western blot with 26015-1-AP (RNF128 antibody) at dilution of 1:1000 incubated at room temperature for 1.5 hours. This data was developed using the same antibody clone with 26015-1-PBS in a different storage buffer formulation.



Immunohistochemical analysis of paraffin-embedded human liver cancer tissue slide using 26015-1-AP (RNF128 antibody) at dilution of 1:200 (under 10x lens). Heat mediated antigen retrieval with Tris-EDTA buffer (pH 9.0). This data was developed using the same antibody clone with 26015-1-PBS in a different storage buffer formulation.



Immunohistochemical analysis of paraffin-embedded human liver cancer tissue slide using 26015-1-AP (RNF128 antibody) at dilution of 1:200 (under 40x lens). Heat mediated antigen retrieval with Tris-EDTA buffer (pH 9.0). This data was developed using the same antibody clone with 26015-1-PBS in a different storage buffer formulation.