

For Research Use Only

ZNF202 Polyclonal antibody

Catalog Number: 26216-1-AP



Basic Information

Catalog Number: 26216-1-AP	GenBank Accession Number: BC013382	Purification Method: Antigen affinity purification
Size: 150ul , Concentration: 550 ug/ml by Nanodrop;	GeneID (NCBI): 7753	Recommended Dilutions: WB 1:500-1:3000 IHC 1:500-1:2000
Source: Rabbit	UNIPROT ID: O95125	
Isotype: IgG	Full Name: zinc finger protein 202	
Immunogen Catalog Number: AG23859	Observed MW: 49 kDa	

Applications

Tested Applications: WB, IHC, ELISA	Positive Controls:
Species Specificity: human, mouse	WB : HL-60 cells, human testis tissue, mouse spermatophore tissue, HeLa cells
Note-IHC: suggested antigen retrieval with TE buffer pH 9.0; (*) Alternatively, antigen retrieval may be performed with citrate buffer pH 6.0	IHC : mouse testis tissue,

Background Information

ZNF202 gene product is a transcriptional repressor that binds to elements found predominantly in genes that participate in lipid metabolism. Among its targets are structural components of lipoprotein particles (apolipoproteins AIV, CIII, and E), enzymes involved in lipid processing (lipoprotein lipase, lecithin cholesteryl ester transferase), and several genes involved in processes related to energy metabolism and vascular disease (PMID: 10748193). ZNF202 is expressed in two common splice variants. The α protein consists of 424 amino acids, while the β -protein consists of 648 amino acids (PMID: 11279031).

Storage


Storage:
Store at -20°C. Stable for one year after shipment.
Storage Buffer:
PBS with 0.02% sodium azide and 50% glycerol pH 7.3.
Aliquoting is unnecessary for -20°C storage

*** 20ul sizes contain 0.1% BSA


For technical support and original validation data for this product please contact:
T: 1 (888) 4PTGLAB (1-888-478-4522) (toll free in USA), or 1(312) 455-8498 (outside USA)
E: proteintech@ptglab.com
W: ptglab.com

This product is exclusively available under Proteintech Group brand and is not available to purchase from any other manufacturer.

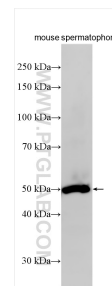
Selected Validation Data



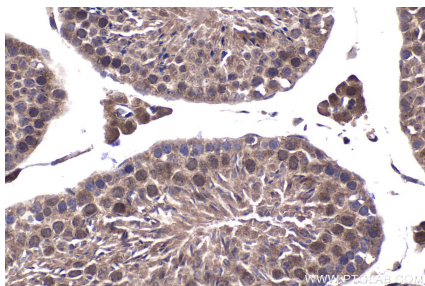
Various lysates were subjected to SDS PAGE followed by western blot with 26216-1-AP (ZNF202 antibody) at dilution of 1:1500 incubated at room temperature for 1.5 hours.



Various lysates were subjected to SDS PAGE followed by western blot with 26216-1-AP (ZNF202 antibody) at dilution of 1:1500 incubated at room temperature for 1.5 hours.



mouse spermatophore tissue were subjected to SDS PAGE followed by western blot with 26216-1-AP (ZNF202 antibody) at dilution of 1:2000 incubated at room temperature for 1.5 hours.



Immunohistochemical analysis of paraffin-embedded mouse testis tissue slide using 26216-1-AP (ZNF202 antibody) at dilution of 1:1000 (under 40x lens). Heat mediated antigen retrieval with Tris-EDTA buffer (pH 9.0).