

For Research Use Only

HTR2B Polyclonal antibody

Catalog Number: 26408-1-AP **1 Publications**



Basic Information

Catalog Number: 26408-1-AP	GenBank Accession Number: BC063123	Purification Method: Antigen affinity purification
Size: 150ul , Concentration: 500 µg/ml by Nanodrop and 407 µg/ml by Bradford method using BSA as the standard;	GeneID (NCBI): 3357	Recommended Dilutions: WB 1:500-1:1000 IHC 1:50-1:500
Source: Rabbit	Full Name: 5-hydroxytryptamine (serotonin) receptor 2B	
Isotype: IgG	Calculated MW: 54 kDa	
Immunogen Catalog Number: AG24007	Observed MW: 54 kDa	

Applications

Tested Applications: IHC, WB, ELISA	Positive Controls: WB : mouse brain tissue, IHC : human brain tissue, human kidney tissue
Cited Applications: IHC, WB	
Species Specificity: human, mouse	
Cited Species: human	

Note-IHC: suggested antigen retrieval with TE buffer pH 9.0; (*) Alternatively, antigen retrieval may be performed with citrate buffer pH 6.0

Background Information

The serotonin (5-HT) gene has been implicated in the development of personality traits or temperament predisposition. HTR2B(serotonin receptor 2B) has been shown that 3,4-methylene-dioxymethamphetamine, commonly referred to as the drug ecstasy, selectively binds and activates 5-HT2B receptors to induce serotonin release in mouse raphe nuclei, which leads to dopamine release in the nucleus accumbens and ventral tegmentum (PMID:23774082). Moreover, One of the most reliable predictive markers of UM (Uveal melanoma) at risk of evolving toward the formation of liver lesions is an abnormally elevated level of expression of the transcript encoding the HTR2B (PMID:31002821).

Notable Publications

Author	Pubmed ID	Journal	Application
Vin-Cent Wu	34657444	Hypertension	WB,IHC

Storage

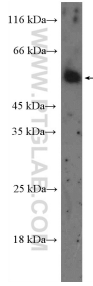
Storage:
Store at -20°C. Stable for one year after shipment.
Storage Buffer:
PBS with 0.02% sodium azide and 50% glycerol pH 7.3.
Aliquoting is unnecessary for -20°C storage

***** 20ul sizes contain 0.1% BSA**

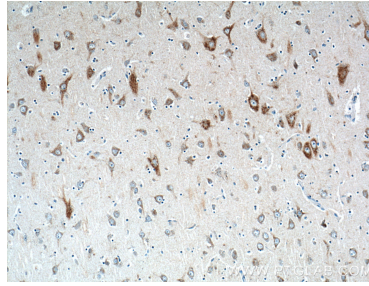
For technical support and original validation data for this product please contact:
T: 1 (888) 4PTGLAB (1-888-478-4522) (toll free in USA), or 1(312) 455-8498 (outside USA)
E: proteintech@ptglab.com
W: ptglab.com

This product is exclusively available under Proteintech Group brand and is not available to purchase from any other manufacturer.

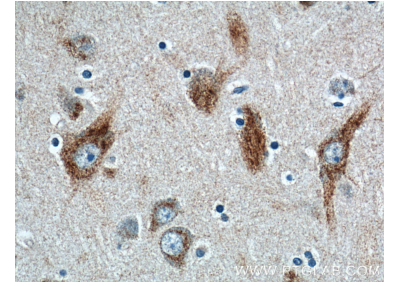
Selected Validation Data



mouse brain tissue were subjected to SDS PAGE followed by western blot with 26408-1-AP (HTR2B Antibody) at dilution of 1:600 incubated at room temperature for 1.5 hours.



Immunohistochemical analysis of paraffin-embedded human brain tissue slide using 26408-1-AP (HTR2B Antibody) at dilution of 1:200 (under 10x lens).



Immunohistochemical analysis of paraffin-embedded human brain tissue slide using 26408-1-AP (HTR2B Antibody) at dilution of 1:200 (under 40x lens).