

For Research Use Only

SLC39A14/ZIP-14 Polyclonal antibody

Catalog Number: 26540-1-AP

4 Publications



Basic Information

Catalog Number:

26540-1-AP

Size:

150ul, Concentration: 600 ug/ml by Nanodrop;

Source:

Rabbit

Isotype:

IgG

Immunogen Catalog Number:

AG24210

GenBank Accession Number:

BC015770

GeneID (NCBI):

23516

UNIPROT ID:

Q15043

Full Name:

solute carrier family 39 (zinc transporter), member 14

Calculated MW:

54 kDa

Observed MW:

54 kDa

Purification Method:

Antigen affinity purification

Recommended Dilutions:

WB 1:1000-1:4000

IHC 1:50-1:500

IF/ICC 1:200-1:800

Applications

Tested Applications:

WB, IHC, IF/ICC, ELISA

Cited Applications:

WB, IHC

Species Specificity:

human, mouse, rat

Cited Species:

human, mouse

Note-IHC: suggested antigen retrieval with TE buffer pH 9.0; (*) Alternatively, antigen retrieval may be performed with citrate buffer pH 6.0

Positive Controls:

WB: mouse heart tissue, mouse spleen tissue, rat heart tissue

IHC: mouse liver tissue,

IF/ICC: U2OS cells,

Background Information

Metal cation symporter ZIP14 (SLC39A14) is an electroneutral transporter of the plasma membrane that mediates the cellular uptake of divalent metal cations zinc, manganese, and iron and is important for tissue homeostasis, metabolism, development and immunity (PubMed:15642354, PubMed:27231142, PubMed:29621230). The molecular weight is around 53-54 kDa.

Notable Publications

Author	Pubmed ID	Journal	Application
Fei Liu	36003082	Front Mol Biosci	IHC
Kaiyuan Li	39293745	Cell Signal	WB, IHC
Siman Chen	39119937	Adv Sci (Weinh)	WB

Storage

Storage:

Store at -20°C. Stable for one year after shipment.

Storage Buffer:

PBS with 0.02% sodium azide and 50% glycerol pH 7.3.

Aliquoting is unnecessary for -20°C storage

*** 20ul sizes contain 0.1% BSA


For technical support and original validation data for this product please contact:

T: 1 (888) 4PTGLAB (1-888-478-4522) (toll free in USA), or 1(312) 455-8498 (outside USA)

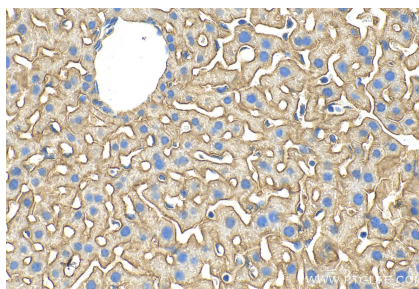
E: proteintech@ptglab.com
W: ptglab.com

This product is exclusively available under Proteintech Group brand and is not available to purchase from any other manufacturer.

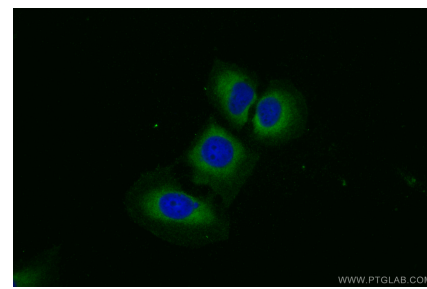
Selected Validation Data



Various lysates were subjected to SDS PAGE followed by western blot with 26540-1-AP (SLC39A14/ZIP-14 antibody) at dilution of 1:2000 incubated at room temperature for 1.5 hours.



Immunohistochemical analysis of paraffin-embedded mouse liver tissue slide using 26540-1-AP (SLC39A14/ZIP-14 antibody) at dilution of 1:200 (under 40x lens). Heat mediated antigen retrieval with Tris-EDTA buffer (pH 9.0).



Immunofluorescent analysis of (-20°C Ethanol) fixed U2OS cells using SLC39A14/ZIP-14 antibody (26540-1-AP) at dilution of 1:400 and Coralite®488-Conjugated Goat Anti-Rabbit IgG(H+L).