

For Research Use Only

GJA5/Connexin 40 Polyclonal antibody

Catalog Number: 26602-1-AP



Basic Information

Catalog Number: 26602-1-AP	GenBank Accession Number: BC013313	Purification Method: Antigen affinity purification
Size: 150ul , Concentration: 450 ug/ml by Nanodrop;	GeneID (NCBI): 2702	Recommended Dilutions: IHC 1:200-1:800 IF-P 1:200-1:800
Source: Rabbit	UNIPROT ID: P36382	
Isotype: IgG	Full Name: gap junction protein, alpha 5, 40kDa	
Immunogen Catalog Number: AG24266	Calculated MW: 40 kDa	

Applications

Tested Applications: IHC, IF-P, ELISA	Positive Controls:
Species Specificity: human, mouse	IHC : mouse lung tissue, IF-P : mouse lung tissue,
Note-IHC: suggested antigen retrieval with TE buffer pH 9.0; (*) Alternatively, antigen retrieval may be performed with citrate buffer pH 6.0	

Background Information

Connexin 40 (Cx40), also known as Gap junction alpha 5 protein (GJA5), belongs to the connexin family. Connexins are membrane-spanning proteins that assemble to form gap junction channels that facilitate the transfer of ions and small molecules between cells. Four connexins (Cxs) are expressed in the cardiovascular system (Cx37, Cx40, Cx43, and Cx45) and are involved in the development of the cardiovascular system (PMID: 37331352; PMID: 17922338).

Storage

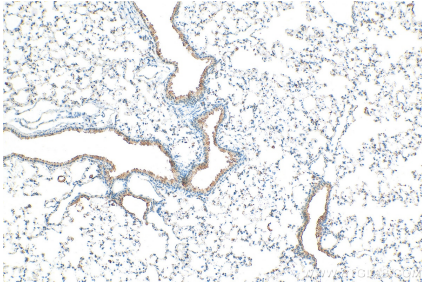
Storage:
Store at -20°C. Stable for one year after shipment.
Storage Buffer:
PBS with 0.02% sodium azide and 50% glycerol, pH7.3
Aliquoting is unnecessary for -20°C storage

*** 20ul sizes contain 0.1% BSA

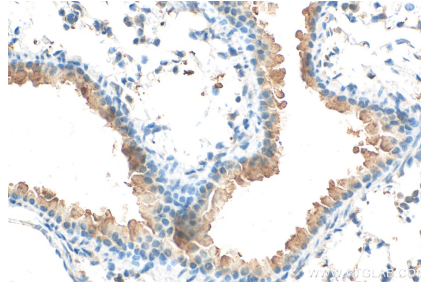
For technical support and original validation data for this product please contact:
T: 1 (888) 4PTGLAB (1-888-478-4522) (toll free in USA), or 1(312) 455-8498 (outside USA)
E: proteintech@ptglab.com
W: ptglab.com

This product is exclusively available under Proteintech Group brand and is not available to purchase from any other manufacturer.

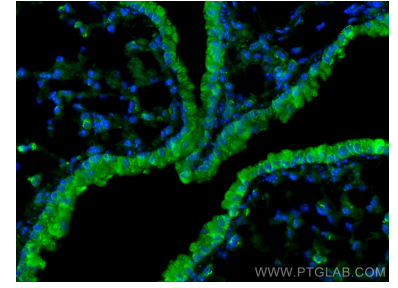
Selected Validation Data



Immunohistochemical analysis of paraffin-embedded mouse lung tissue slide using 26602-1-AP (GJA5/Connexin 40 antibody) at dilution of 1:400 (under 10x lens). Heat mediated antigen retrieval with Tris-EDTA buffer (pH 9.0).



Immunohistochemical analysis of paraffin-embedded mouse lung tissue slide using 26602-1-AP (Connexin 40 antibody) at dilution of 1:400 (under 40x lens). Heat mediated antigen retrieval with Tris-EDTA buffer (pH 9.0).



Immunofluorescent analysis of (4% PFA) fixed paraffin-embedded mouse lung tissue using GJA5/Connexin 40 antibody (26602-1-AP) at dilution of 1:400 and CoraLite@488-Conjugated Goat Anti-Rabbit IgG(H+L) (SA00013-2). Heat mediated antigen retrieval with Tris-EDTA buffer (pH 9.0).