

For Research Use Only

SFRS11 Polyclonal antibody, PBS Only

Catalog Number: 26751-1-PBS

Featured Product



Basic Information

Catalog Number:

26751-1-PBS

Size:

100ug, Concentration: 1 mg/ml by Nanodrop;

Source:

Rabbit

Isotype:

IgG

Immunogen Catalog Number:

AG25015

GenBank Accession Number:

BC040436

GeneID (NCBI):

9295

UNIPROT ID:

Q05519

Full Name:

splicing factor, arginine/serine-rich 11

Calculated MW:

483 aa, 53 kDa

Observed MW:

68 kDa

Purification Method:

Antigen affinity purification

Applications

Tested Applications:

WB, IHC, Indirect ELISA

Species Specificity:

human, rat

Storage

Storage:

Store at -80°C.

Storage Buffer:

PBS only, pH7.3

For technical support and original validation data for this product please contact:

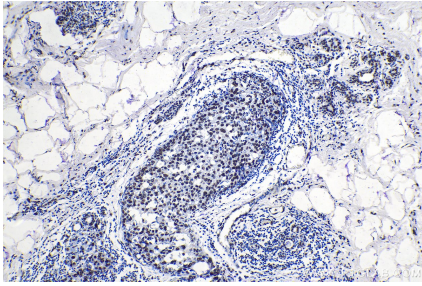
T: 1 (888) 4PTGLAB (1-888-478-4522) (toll free in USA), or 1(312) 455-8498 (outside USA)

E: proteintech@ptglab.com

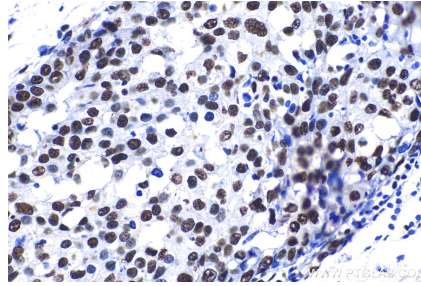
W: ptglab.com

This product is exclusively available under Proteintech Group brand and is not available to purchase from any other manufacturer.

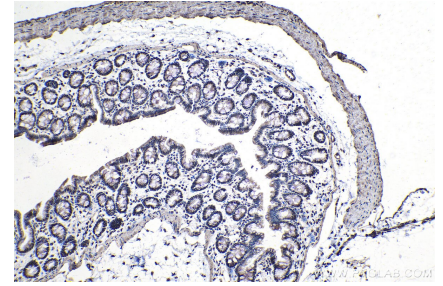
Selected Validation Data



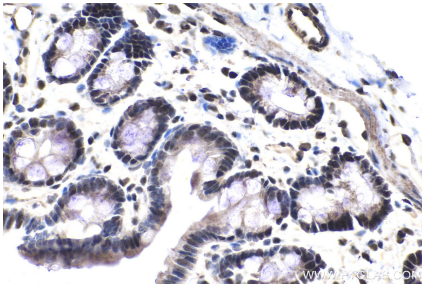
Immunohistochemical analysis of paraffin-embedded human breast cancer tissue slide using 26751-1-AP (SFRS11 antibody) at dilution of 1:1000 (under 10x lens). This data was developed using the same antibody clone with 26751-1-PBS in a different storage buffer formulation.



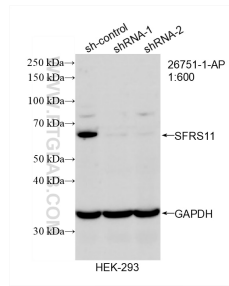
Immunohistochemical analysis of paraffin-embedded human breast cancer tissue slide using 26751-1-AP (SFRS11 antibody) at dilution of 1:1000 (under 40x lens). This data was developed using the same antibody clone with 26751-1-PBS in a different storage buffer formulation.



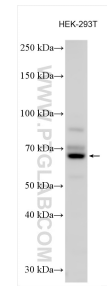
Immunohistochemical analysis of paraffin-embedded rat colon tissue slide using 26751-1-AP (SFRS11 antibody) at dilution of 1:1000 (under 10x lens). Heat mediated antigen retrieval with Tris-EDTA buffer (pH 9.0). This data was developed using the same antibody clone with 26751-1-PBS in a different storage buffer formulation.



Immunohistochemical analysis of paraffin-embedded rat colon tissue slide using 26751-1-AP (SFRS11 antibody) at dilution of 1:1000 (under 40x lens). Heat mediated antigen retrieval with Tris-EDTA buffer (pH 9.0). This data was developed using the same antibody clone with 26751-1-PBS in a different storage buffer formulation.



WB result of SFRS11 antibody (26751-1-AP; 1:600; incubated at room temperature for 1.5 hours) with sh-Control and sh-SFRS11 transfected HEK-293T cells. This data was developed using the same antibody clone with 26751-1-PBS in a different storage buffer formulation.



Various lysates were subjected to SDS PAGE followed by western blot with 26751-1-AP (SFRS11 antibody) at dilution of 1:500 incubated at room temperature for 1.5 hours. This data was developed using the same antibody clone with 26751-1-PBS in a different storage buffer formulation.