

For Research Use Only

SLC2A12 Polyclonal antibody

Catalog Number: 26958-1-AP



Basic Information

Catalog Number: 26958-1-AP	GenBank Accession Number: BC070149	Purification Method: Antigen affinity purification
Size: 150ul , Concentration: 1000 ug/ml by Nanodrop;	GeneID (NCBI): 154091	Recommended Dilutions: WB 1:500-1:1000 IHC 1:50-1:500
Source: Rabbit	UNIPROT ID: Q8TD20	
Isotype: IgG	Full Name: solute carrier family 2 (facilitated glucose transporter), member 12	
Immunogen Catalog Number: AG24979	Calculated MW: 617 aa, 67 kDa	
	Observed MW: 67-70 kDa	

Applications

Tested Applications: WB, IHC, ELISA	Positive Controls:
Species Specificity: human, mouse	WB : mouse heart tissue, unboiled mouse heart tissue
Note-IHC: suggested antigen retrieval with TE buffer pH 9.0; (*) Alternatively, antigen retrieval may be performed with citrate buffer pH 6.0	IHC : mouse skeletal muscle tissue,

Background Information

SLC2A12 encodes glucose transporter type 12 (GLUT12), a basal and insulin-independent glucose transporter in the heart with previously reported associations with idiopathic dilated cardiomyopathy in humans, as well as insulin resistance and kidney disease in animal models (PMID: 37081215).

Storage

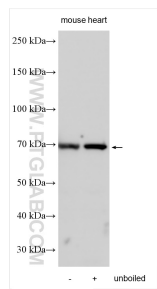
Storage:
Store at -20°C. Stable for one year after shipment.
Storage Buffer:
PBS with 0.02% sodium azide and 50% glycerol pH 7.3.
Aliquoting is unnecessary for -20°C storage

*** 20ul sizes contain 0.1% BSA

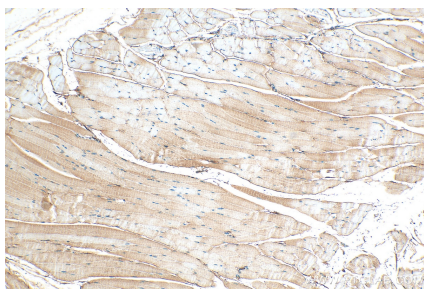
For technical support and original validation data for this product please contact:
T: 1 (888) 4PTGLAB (1-888-478-4522) (toll free in USA), or 1(312) 455-8498 (outside USA)
E: proteintech@ptglab.com
W: ptglab.com

This product is exclusively available under Proteintech Group brand and is not available to purchase from any other manufacturer.

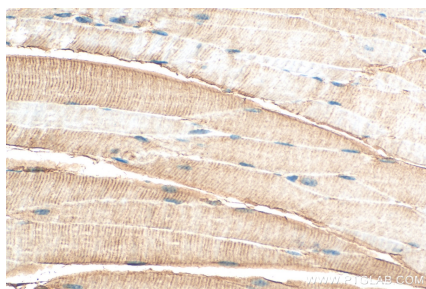
Selected Validation Data



Boiled and unboiled mouse heart tissue were subjected to SDS PAGE followed by western blot with 26958-1-AP (SLC2A12 antibody) at dilution of 1:800 incubated at room temperature for 1.5 hours.



Immunohistochemical analysis of paraffin-embedded mouse skeletal muscle tissue slide using 26958-1-AP (SLC2A12 antibody) at dilution of 1:200 (under 10x lens). Heat mediated antigen retrieval with Tris-EDTA buffer (pH 9.0).



Immunohistochemical analysis of paraffin-embedded mouse skeletal muscle tissue slide using 26958-1-AP (SLC2A12 antibody) at dilution of 1:200 (under 40x lens). Heat mediated antigen retrieval with Tris-EDTA buffer (pH 9.0).