

For Research Use Only

ALG11 Polyclonal antibody, PBS Only

Catalog Number: 27085-1-PBS



Basic Information

Catalog Number:

27085-1-PBS

Size:

100ug , Concentration: 1 mg/ml by Nanodrop;

Source:

Rabbit

Isotype:

IgG

Immunogen Catalog Number:

AG21123

GenBank Accession Number:

BC010857

GeneID (NCBI):

440138

UNIPROT ID:

Q2TAA5

Full Name:

asparagine-linked glycosylation 11, alpha-1,2-mannosyltransferase homolog (yeast)

Calculated MW:

328 aa, 37 kDa

Observed MW:

50 kDa~56 kDa

Purification Method:

Antigen affinity purification

Applications

Tested Applications:

WB, IHC, Indirect ELISA

Species Specificity:

human, mouse, rat

Storage

Storage:

Store at -80°C.

Storage Buffer:

PBS Only

For technical support and original validation data for this product please contact:

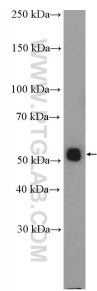
T: 1 (888) 4PTGLAB (1-888-478-4522) (toll free in USA), or 1(312) 455-8498 (outside USA)

E: proteintech@ptglab.com

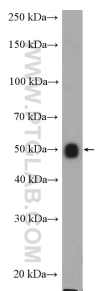
W: ptglab.com

This product is exclusively available under Proteintech Group brand and is not available to purchase from any other manufacturer.

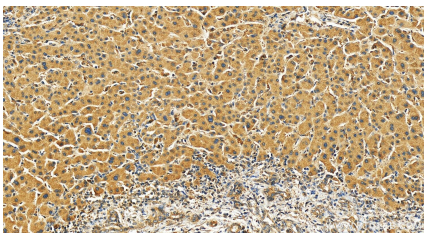
Selected Validation Data



mouse brain tissue were subjected to SDS PAGE followed by western blot with 27085-1-AP (ALG11 antibody) at dilution of 1:1500 incubated at room temperature for 1.5 hours. This data was developed using the same antibody clone with 27085-1-PBS in a different storage buffer formulation.



rat brain tissue were subjected to SDS PAGE followed by western blot with 27085-1-AP (ALG11 antibody) at dilution of 1:1500 incubated at room temperature for 1.5 hours. This data was developed using the same antibody clone with 27085-1-PBS in a different storage buffer formulation.



Immunohistochemical analysis of paraffin-embedded human intrahepatic cholangiocarcinoma tissue slide using 27085-1-AP (ALG11 antibody) at dilution of 1:200 (under 20x lens). Heat mediated antigen retrieval with Tris-EDTA buffer (pH 9.0). This data was developed using the same antibody clone with 27085-1-PBS in a different storage buffer formulation.