

For Research Use Only

MT1A Polyclonal antibody

Catalog Number: 27115-1-AP



Basic Information

Catalog Number: 27115-1-AP	GenBank Accession Number: BC029475	Purification Method: Antigen affinity purification
Size: 150ul , Concentration: 700 ug/ml by Nanodrop;	GeneID (NCBI): 4489	Recommended Dilutions: IHC 1:50-1:500 IF/ICC 1:200-1:800
Source: Rabbit	UNIPROT ID: P04731	
Isotype: IgG	Full Name: metallothionein 1A	
Immunogen Catalog Number: AG25747	Calculated MW: 61 aa, 6 kDa	
	Observed MW: 6 kDa	

Applications

Tested Applications: IHC, IF/ICC, ELISA	Positive Controls:
Species Specificity: human	IHC : human kidney tissue, human liver tissue
Note-IHC: suggested antigen retrieval with TE buffer pH 9.0; (*) Alternatively, antigen retrieval may be performed with citrate buffer pH 6.0	IF/ICC : HeLa cells,

Storage

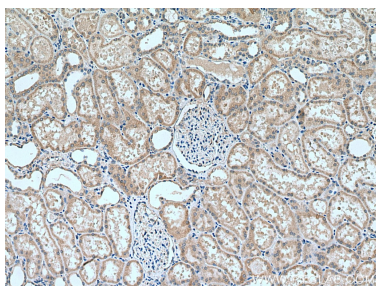
Storage:
Store at -20°C. Stable for one year after shipment.
Storage Buffer:
PBS with 0.02% sodium azide and 50% glycerol pH 7.3.
Aliquoting is unnecessary for -20°C storage

*** 20ul sizes contain 0.1% BSA

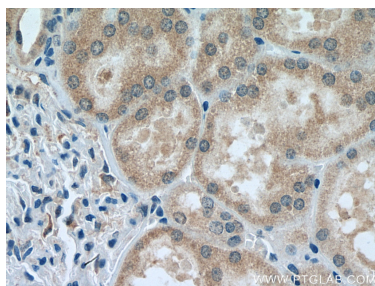
For technical support and original validation data for this product please contact:
T: 1 (888) 4PTGLAB (1-888-478-4522) (toll free in USA), or 1(312) 455-8498 (outside USA)
E: proteintech@ptglab.com
W: ptglab.com

This product is exclusively available under Proteintech Group brand and is not available to purchase from any other manufacturer.

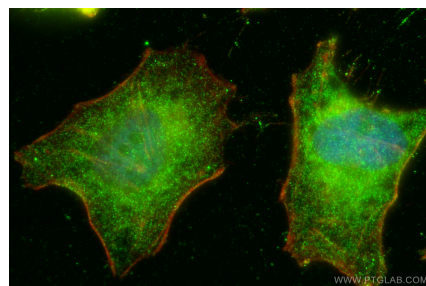
Selected Validation Data



Immunohistochemical analysis of paraffin-embedded human kidney tissue slide using 27115-1-AP (MT1A antibody) at dilution of 1:200 (under 10x lens). Heat mediated antigen retrieval with Tris-EDTA buffer (pH 9.0).



Immunohistochemical analysis of paraffin-embedded human kidney tissue slide using 27115-1-AP (MT1A antibody) at dilution of 1:200 (under 40x lens). Heat mediated antigen retrieval with Tris-EDTA buffer (pH 9.0).



Immunofluorescent analysis of (4% PFA) fixed HeLa cells using MT1A antibody (27115-1-AP) at dilution of 1:400 and CoraLite®488-Conjugated Goat Anti-Rabbit IgG(H+L), CL594-phalloidin (red).